



Executive Director
James Mueller

COMMISSIONERS


Jeffrey Levine, President, Paterson
Rigoberto Sanchez, Vice President, Passaic
Joseph Kolodziej, Treasurer, Clifton
Ruby N. Cotton, Secretary, Paterson
Carmen DePadua, Commissioner, Paterson
Gerald Friend, Commissioner, Clifton
Ronald Van Rensalier, Commissioner, Passaic

Executive Director Report
September 25, 2024
Board Meeting

1) Operational Issues and Highlights

Project Highlight:

In August 2024, the PVWC engineering team completed the \$2.1M architectural restoration of two PVWC facilities located at the Great Falls National Park: the *Pump House* (built circa 1895) and the *Gate House* (built circa 1906). The *Pump House* conveys up to 20 million gallons per day of clean drinking water to the citizens of Paterson and the *Gate House* is being reserved for potential future chemical addition facilities (chlorine for disinfection and/or orthophosphate for corrosion control). The project was completed on time and on budget and required extensive coordination of the design with the NJDEP Historic Preservation Office to maintain the historical integrity of these buildings. The completed work provides a beautiful view overlooking the Falls from the 2nd floor museum at Hinchcliffe Stadium. Special recognition to: **Julie Alesandrelli, P.E.** (Supervising Engineer); **Mansi Master, P.E.**; **David Soffer**, and **John Feliciano** as well as **Phelps Construction** (contractor) and **Bilow Garrett** (architect).



Finance

- Finance worked with Engineering to implement reporting and tracking mechanisms for capital project cash expenditures related to the \$104M capital bond issuance that was finalized in December 2023. The system is working well ensuring that project cashflow needs are met and capital eligibility is preserved.
- A meeting was held between NJDEP and PVWC in early September to discuss next steps to the 6/6/24 funding policy paper submitted by PVWC regarding options to increase principal forgiveness for highly

ranked affordability systems. Opportunities and challenges were discussed in some detail and PVWC will be reconvening internally to develop a list of action items and follow up on issues.

- Finance is working with the Purchasing Department to award the new contract for the payment processing service provider. The selected vendor will be on the Board agenda for the September 2024 meeting and successful roll out of the new system is expected to significantly streamline the current laborious payment processing process. Below are the credit card and EFT revenues and fees for 2024:

2024 Credit Card and EFT Revenue and Fees							
Month	Credit Cards				EFT		
	# Transactions	Revenue (\$)	Fee	%	Revenue	Fee	%
January	11,656	\$ 2,792,463.21	\$ 31,598.39	1.13%	1,835,754.98	16,780.42	0.91%
February	9,629	\$ 2,616,959.98	\$ 28,219.48	1.08%	1,417,579.83	13,459.75	0.95%
March	8,527	\$ 2,058,050.89	\$ 23,723.26	1.15%	1,578,932.84	12,182.54	0.77%
April	9,247	\$ 2,531,106.93	\$ 28,270.28	1.12%	1,481,596.78	12,782.78	0.86%
May	12,265	\$ 3,441,929.22	\$ 35,107.48	1.02%	2,322,823.76	12,063.50	0.52%
June	10,169	\$ 2,758,591.52	\$ 32,398.00	1.17%	1,628,831.82	16,695.00	1.02%
July	11,983	\$ 3,196,079.68	\$ 34,864.99	1.09%	2,096,676.14	13,983.96	0.67%
August	10,860	\$ 3,325,971.70	\$ 32,341.25	0.97%	2,174,429.51	15,468.52	0.71%
Totals	84,336	\$ 22,721,153	\$ 246,523	1.08%	14,536,625.66	113,416.47	0.78%

Engineering

- Open Finished Water Reservoirs, Phase 1B: **Professional Engineering Services for Emergency Backup Power** - Overseeing Contractor's completion of punch list items and additional work which includes connection of power meters, SCADA modifications and testing generators under the full load of the Plant. PVWC mailed Change Order No. 7 to NJDEP on 9/17/24 for zero dollar change order to reconcile unused bid items and will be extending the i-Bank loan until 12/23/24.
- Professional Engineering Services for **Environmental Regulatory Compliance** Issues and Design and Provide Construction Management for the Removal of 6-inch Asbestos-Coated Steam Pipe in Main Pump Station Basement at the LFWTP - H2M submitted 100% design drawings to include PVWC's recommendations for removal of ACMs by temporarily removing a window on the west side of the MPS to minimize construction of containment tunnels on the first floor. H2M has submitted final design drawings and tech specs for review. H2M is incorporating final comments into bidding documents. Plan to award at November 2024 Board meeting.
- **Water Transmission Main Improvement to the Industrial Loop** - Advanced Work to Levine Tanks Contract - Contractor has completed installation of 48-inch transmission main and interconnection chamber on 21st Avenue - flushing, chlorination and pressure testing in progress. Contractor to mobilize to Totowa Avenue to construct 51-inch blowoff / pressure relief prior to County paving contract.

Distribution

The hydrant flushing program ramped back up in March and we have flushed 2,037 hydrants to date. Excavation of curb boxes has begun to increase in volume which should help with account shutoffs to support delinquent collections as well as basic system maintenance.



Monthly Distribution Metrics									
Date	Hydrants			Main Breaks		Curb Boxes	Mark-outs		Meters
	Flushed	Contractor Repaired	In-House Repaired	In-house Repaired	Contractor Repaired	# Excavated	Total	Emergency	Replaced
1/31/2024	0	34	31	21	3	28	1930	185	276
2/29/2024	1	21	17	18	2	36	2462	159	325
3/31/2024	85	47	17	4	1	37	2462	125	206
4/30/2024	216	47	11	3	0	45	2911	152	261
5/31/2024	730	60	14	4	0	80	2563	164	320
6/30/2024	283	44	15	8	2	78	2321	154	287
7/31/2024	234	0	15	2	0	100	2206	119	315
8/31/2024	488	0	15	2	0	135	2191	121	307

Organizational Development and Human Resources

- Human Resources department is in the process of developing comprehensive training programs to support employee safety, development, and growth. Human Resources is aiming to roll these out in the coming months.
- In addition, ODHR is focusing on implementing apprenticeship programs through the State, local schools or other applicable organizations to make sure we are focused on maintaining a pipeline of qualified staff.
- ODHR metrics are below:

ODHR Metrics					
Date	Monthly			Year to Date	
	# Vacancies	# Job Postings	# Interviews	# New Hires	# Separations
11/30/2023	11		0	34	12
1/31/2024	33	12	3	4	0
2/29/2024	32	0	10	6	0
3/31/2024	32	2	18	6	1
4/30/2024	33	12	11	6	1
5/31/2024	25	11	4	14	1
6/30/2024	26	2	7	15	1
7/31/2024	31	5	4	2	0
8/31/2024	32	3	1	0	0

Information Technology

- Scope for the PVWC data center planning and basis of design is being finalized by IT and the Executive Director in collaboration with Purchasing. Solicitation of professional engineering services to more thoroughly evaluate alternatives and develop conceptual designs is imminent.
- Upgrades for the PVWC website are back on track after a pause due to contractual and security concerns by IT. The implementation schedule is being revised and an internal content management and workflow system is being developed by the Executive Director, IT and the new Sr. Advisor on

Communications.

- Hundreds of boxes of old files were removed from the Clifton basement and digitally scanned or discarded over the summer. This was a collaborative effort between Purchasing, Engineering, Finance, Maintenance and IT.
- Executed first phishing campaign, results are currently being reviewed.
- AS400 environment has been fully remediated.
- SCADA integrator-initiated collaboration with Engineering for the \$40M (estimated) residuals handling upgrade at the Little Falls plant that is nearing completion of design and is anticipated to be bid within the next 2 months.
- We are continuing to update our website and our Communications department is preparing to contribute to the redesign.
- SharePoint: 150.01k SharePoint files have been shared/viewed.

Purchasing

- PVWC will begin to utilize the contractor performance evaluations that have been completed throughout the year to assess the upcoming contract solicitations for professional services.
- Below are the metrics for the Purchasing department.

Monthly Purchasing Metrics															
Date	Active Contracts					Field Purchase Orders					Purchase Orders				
	Chemical	Construction	Professional Service	Procurement	Awarded	Invoiced	Cancelled	Awaiting Invoicing	Awaiting Approval	Reserved	Invoiced	Cancelled	Awaiting Receipt	Contract Related	
1/31/2024	21	35	101	13	7	259	14	12	2	91	38	1	47	11	
2/29/2024	10	27	119	10	5	147	5	5	4	15	38	1	47	18	
3/31/2024	10	27	120	11	7	173	2	18	8	80	31	0	50	14	
4/30/2024	10	28	121	11	8	141	1	18	1	14	25	1	22	8	
5/31/2024	10	28	121	11	4	166	3	9	12	119	24	1	42	4	
6/30/2024	10	28	121	11	1	157	2	8	21	12	20	0	26	7	
7/31/2024	10	28	124	14	12	210	1	10	29	33	16	0	30	4	
8/31/2024	10	28	125	14	1	206	3	9	15	56	27	0	29	1	

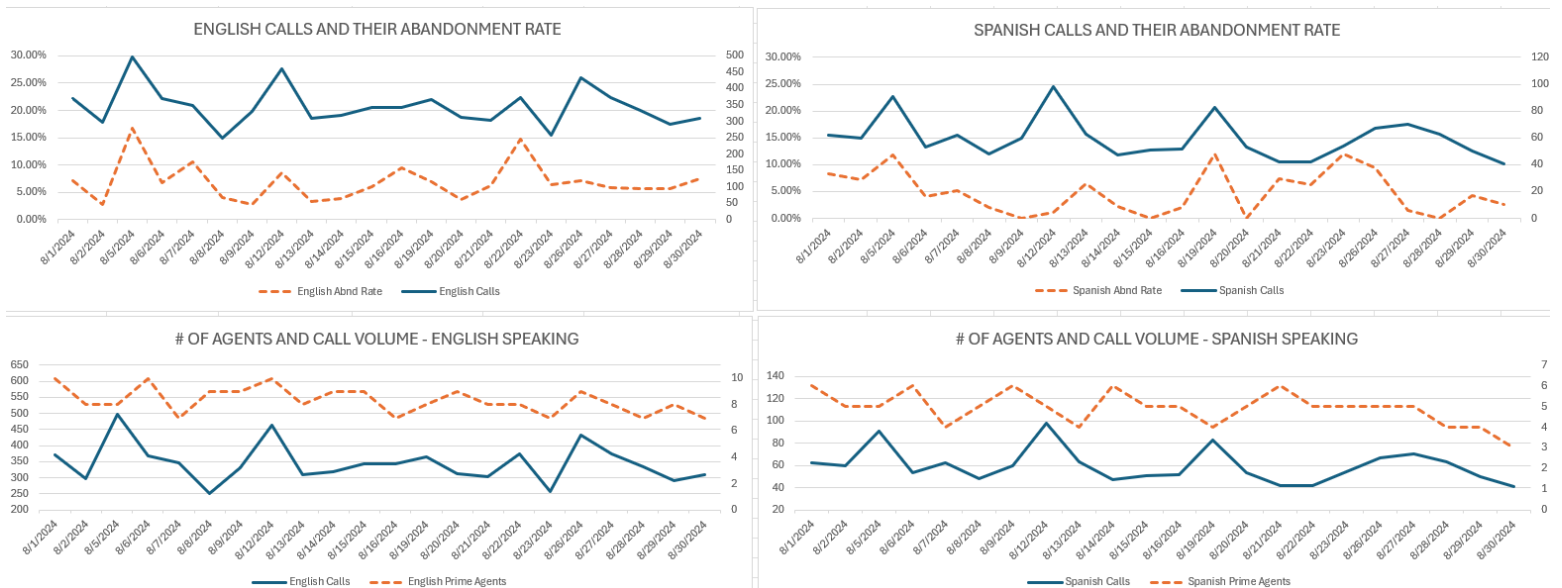
Maintenance

- The Maintenance department continues to explore ways to insource work and has embarked on constructing storm drainage improvements at the New Street reservoir. This work will be detailed as a project highlight anticipated as part of the October 2024 Executive Director monthly report.
- The maintenance department continues to perform corrective and preventative maintenance on the Little Falls Water Treatment plant and the Distribution system. Over 1,300 work orders have been completed year-to-date through August 2024

Monthly Maintenance Metrics		
Date	Work Orders	
	Initiated	Completed
1/31/2024	335	224
2/29/2024	290	232
3/31/2024	303	257
4/30/2024	169	112
5/31/2024	179	81
6/30/2024	127	89
7/31/2024	220	177
8/31/2024	192	164

Customer Service

- Customer Service phone reports, provide support for the agents, with a way to track their progress. For many agents, these reports function as a tool to better meet customer needs and a proven way to track improved results. They also allow a better way to communicate with the team by truing the data into a digestible, visual asset.
- Regularly checking our water quality logged calls, allows us to quickly collaborate with relevant managers/departments to ensure any potential problem is handled quickly and accurately.
- Reviewing our daily collection service orders, helps us determine if an account requires different needs in order to shut them down to collect.
- Had two in person appointments.
- We have a kiosk in the front by the payment window and out of 17 responses regarding the customer's experience with PVWC, 13 were excellent.



Pumping & Power

- Exercised all 4 new Emergency Generators.
- Planned and supervised the repair and upgrade of the control panel for the Verona Generator and the motorized transfer switches in the 480 V yard. The generator and switches now need to be tested under load.
- Participated in the DEP Youth Inclusion Initiative.
- PSE&G took the P-302 line out of service for planned maintenance.
- PVWC had only 1 day this month where we supplied over 100 MG.
- Exercised all 4 new Emergency Generators.



Monthly Pumping & Power Metrics						
Date	Interconnection Flow (MG)	Total Monthly Volume (MG)	Monthly Average (MG)	Max Day Volume (MG)	Wanaque Flow (MG)	Filter Plant Flow (MG)
1/31/2024	-	2362.74	79.7	82.52	1170.1	1192.64
2/29/2024	-	2168.99	74.79	82.52	1123.4	1045.59
3/31/2024	-	2258.14	72.84	86.53	1169.5	1088.64
4/30/2024	-	2267.44	75.58	81.85	1119.91	1147.53
5/31/2024	-	2460.84	79.38	90.81	1082.4	1378.44
6/30/2024	-	2871.38	95.71	114.71	1219.4	1651.98
7/31/2024	-	3016.46	97.31	105.77	1208.1	1808.36
8/31/2024	-	2875.36	92.75	100.01	1135.9	1739.46

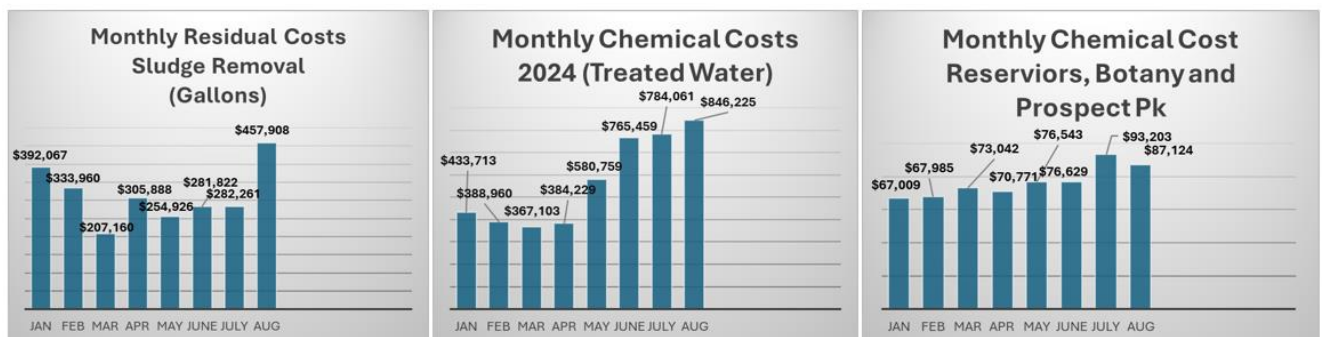
Purification/Laboratory

- Interviewing for lab technician and water sample collectors.
- Interviewing for Water Treatment Plant Operator
- All filters met the SWTR requirements.
- Combined filter effluent turbidity met the SWTR requirements.
- Ozone contractors achieved inactivation ratio.
- All outlying systems met regulatory requirements.

Lab Report			
Date	Total Samples Collected		
	In-House	Outside	Total # of Positive Coliforms
1/31/2024	1064	52	0
2/29/2024	985	111	0
3/31/2024	993	101	0
4/30/2024	992	122	0
5/31/2024	1166	135	0
6/30/2024	1218	85	3
7/31/2024	1167	40	3
8/31/2024	1417	8	3

August 2024 Costs include:

- Residual Costs: \$457,908
- Chemical Costs: \$746,225
- Reservoirs + Botany + Prospect Pk Treatment: \$87,124



Communications & Intergovernmental Coordination

137 new users signed up for RAVE. **14** alerts were sent out in August 2024. **66** social media posts were published across our four (4) platforms: Facebook, Instagram, X, and Linked In.

Communications Metrics													
Date	Rave Notifications									Social Media			
	Paterson	Passaic	Clifton	Prospect Park	Lodi	N. Arlington	Woodland Park	West Milford	*Miscellaneous	Facebook	Instagram	X	LinkedIn
1/31/2024	21	4	9	1	3	0	0	0	4	53	51	47	8
2/29/2024	8	3	7	0	3	5	1	0	1	31	27	47	5
3/31/2024	3	1	4	0	5	3	0	0	0	22	21	20	6
4/30/2024	3	1	2	2	4	0	0	0	0	19	19	18	8
5/31/2024	3	0	4	0	1	4	0	0	0	20	17	19	5
6/30/2024	13	0	7	0	1	5	0	0	0	28	28	18	5
7/31/2024	5	0	3	0	0	0	0	1	0	15	15	12	6
8/31/2024	3	0	10	1	0	0	0	0	0	17	15	20	14

*Miscellaneous includes system maintenance notifications, PVWC closings for holidays, etc.

4 press releases were published in August. *Critical Mention:* Passaic Valley Water Commission was mentioned 5 times in the media between August 1, 2024 – September 1, 2024

2) Organizational Highlights

- In July 2024 the Engineering department was reorganized. The goal of the reorganization is to optimize PVWC capital planning and budgeting efforts while continuing to focus on improving our project delivery capabilities. This will allow PVWC to focus staff resources and better meet the needs of the water supply, treatment and distribution systems to the benefit of the communities we serve.
- **Pat Porcaro, P.E.** is now *Chief Engineer of Planning and Modeling* and will remain a direct report to the Executive Director. **Bob Lorfink** will be transitioning out of pumping station operations and will report to Pat to help manage the planning and modeling workload. **Claire Nacion** will continue to manage PVWC’s GIS program under Pat’s leadership. **Alexandra Wells, P.E., Supervising Engineer** and **Julie Alesandrelli, P.E., Supervising Engineer** are now reporting directly to the Executive Director to focus on project design, construction, construction management and commissioning of all capital projects in Engineering.
- In July 2024 the following changes have been made in ODHR to better accommodate the needs of PVWC employees and to optimize the office space for improved teamwork and efficiency. **Danny Rodriguez**, Assistant Personnel Director, has relocated his office from Clifton to Little Falls. His office is now located on the 2nd floor of the LFWTP Purification Building/Lab. **Yaxira Lopez**, Sr. Personnel Technician, has relocated her office from Little Falls to Clifton. Her office is now located in the Human Resources Department, first office to your right. As always, HR has an **open-door policy** and every and everyone in the department is available to address any questions or concerns.
- **Succession Planning:** New positions have been posted and interviews held for supervisor and chief positions in the Pumping Station; interviews were held and options are being assessed for the Comptroller position in Finance; and new positions are being assessed for payroll back-up in ODHR. The Executive Director and Chief Operating Officer continue to discuss strategic positions to assist in intra- and inter-departmental management for Pumping, Distribution and Maintenance.
- **Contract Staff:** Two new consultant staff were brought on board in August, **Francine Stafford, Sr. Advisor to the Executive Director on EH&S** and **Lisa Iurato, Sr. Advisor to the Executive Director for Communications**. Each are focused on filling functional gaps in the organization. Francine is focused on



Passaic Valley Water Commission

revamping and streamlining the Toxic Catastrophe Prevention Act (TCPA) management system mandated by the State as well as developing overall EH&S metrics and reporting mechanisms company-wide. Lisa is focused on ramping up a company-wide content management system to support the finalization and implementation of the new website and ensure information is available and updated as needed for public consumption. Lisa is also focused on the Levine Reservoir storage tank program and the Administrative Consent Order projects to plan for a transition out of the existing consultant support contract toward more insourcing of efforts to PVWC.

- The DEP conducted their 4th annual Youth Inclusion Initiative with the second one be held at PVWC on August 8th at the LFWTP. Department heads and staff participated and each gave a 5-10 minute presentation on what PVWC has to offer as a career path.
- **New Hires:** The following staff have joined PVWC over the last month. This new hire will be introduced at next week's Board meeting:

Names	Start Date	Department	Title
Delmis Fernandez	7/29/2024	Maintenance	Security Guard
Matthew Shpiruk	9/10/2024	Engineering	Senior Engineer

Regulatory updates are continued on the next page.



3) Regulatory Issues

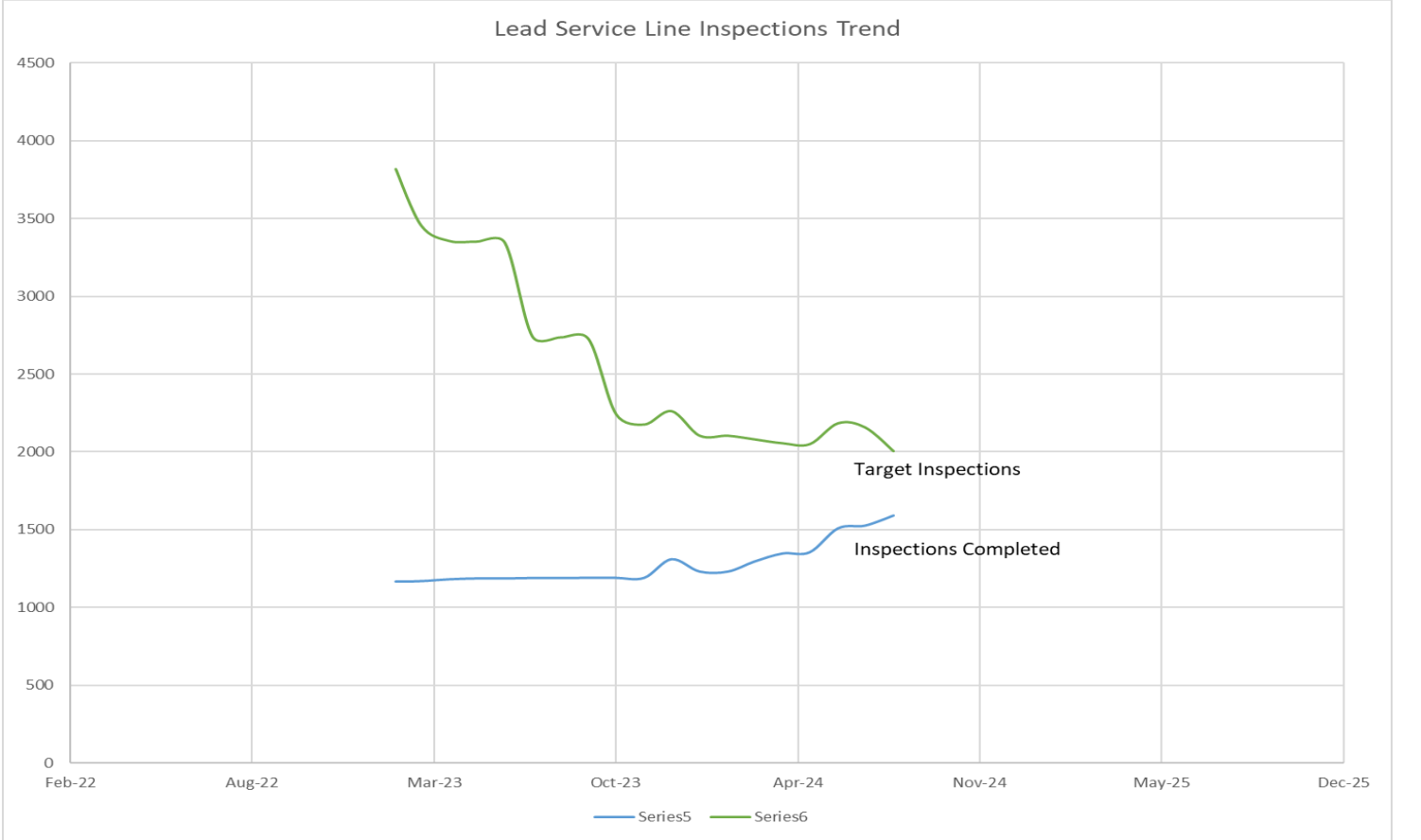
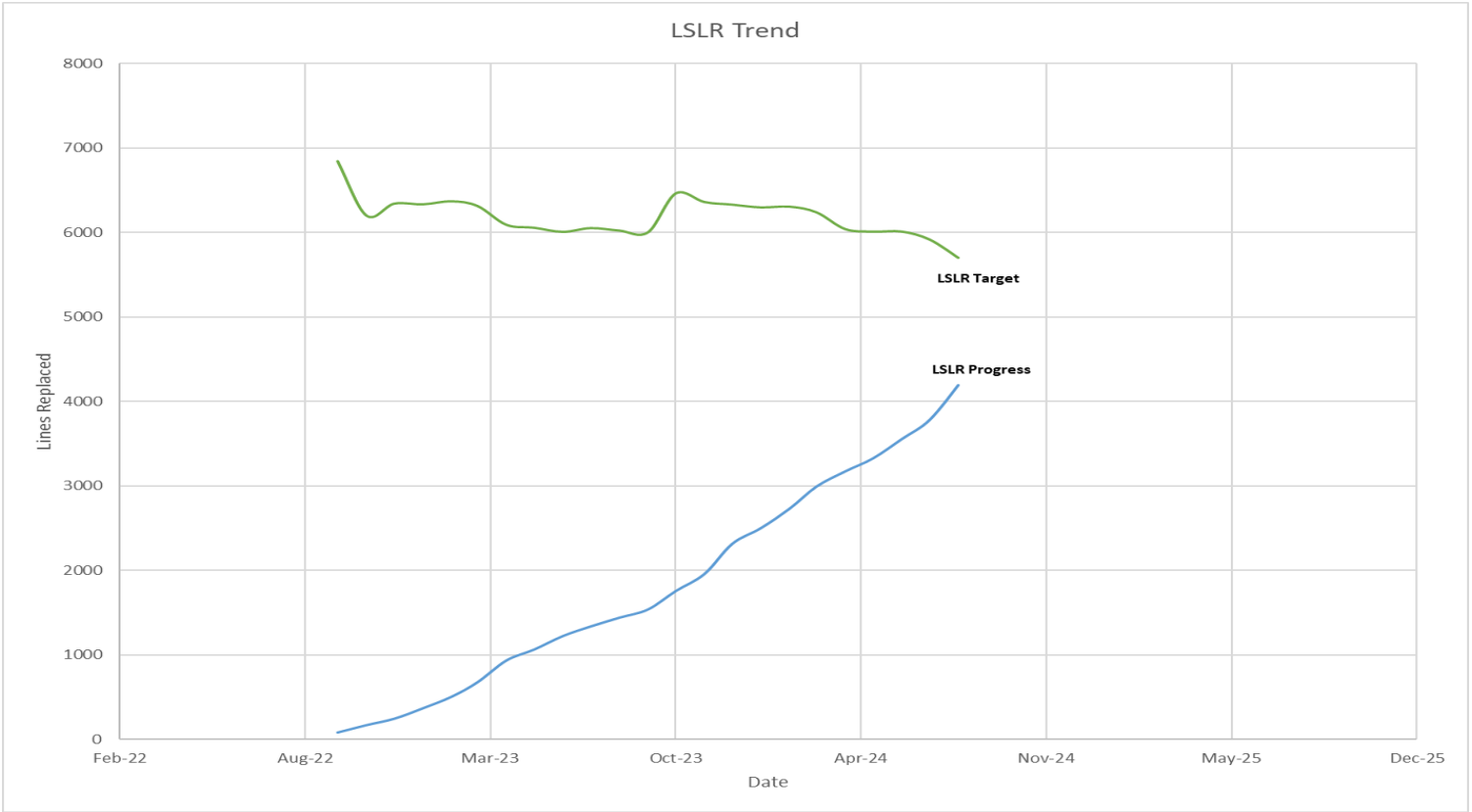
Lead Service Line Replacement Status:

The contract with Pacific Construction (Contract 22-B-8) started in July 2022 and the contract with CDM-Smith for CM and service line inspections began in the Spring. The overall program is estimated at \$36M and we have received 77% principal forgiveness (\$27M) from the NJ I-Bank. Work continues replacement of lead line in all cities with a summary listed below as of September 13, 2024.

				Data Date:	9/13/2024
Passaic Valley Water Commision Lead Service Line Tracking Summary					
	CLIFTON	PASSAIC	PATERSON	PROSPECT PARK	TOTAL
Inspections					
Remaining Unknowns LSLR Program ⁽¹⁾	198	52	158	5	413
Total Inspection Completed	694	429	433	35	1,591
<i>LSLR Inspection Lead Verified</i> ⁽²⁾	57	14	23	9	103
<i>LSLR Inspection Unable to Verify</i> ⁽³⁾	40	17	32	1	90
<i>LSLR Inspection, Non Lead Verified</i>	436	319	221	23	999
<i>Photo Submission, Non Lead Verified</i>	39	4	8	-	51
<i>Photo Submission, Lead Verified</i>	6	-	2	-	8
<i>Canvass, Non Lead Verified</i>	139	84	163	3	389
<i>Canvass, Lead Verified</i>	17	8	16	-	41
<i>Canvass, Unable to Verify</i>	10	4	21	2	37
Total Inspections Attempted by Address	1,653	968	900	130	3,651
Test Pit Program, Non Lead Verified	2,028	911	1,980	44	4,963
Test Pit Program, Lead Verified	224	99	213	8	544
% Found to Be Lead	12%	5%	9%	26%	10%
Replacements					
Contract 22-B-8 Remaining ⁽⁴⁾	422	235	842	7	1,506
Replaced Lead Service Lines	1,389	792	1,868	144	4,193
% Complete	77%	77%	69%	95%	74%
Verified Non Lead by Test Pit	237	234	548	42	1,061
<i>Completed Pavement Restoration</i>	58	30	110	9	207
<i>Pending Pavement Restoration</i>	61	12	50	10	133
<i>Completed Sidewalk Restoration</i>	266	449	952	73	1,740
<i>Pending Sidewalk Restoration</i>	237	129	501	22	889
<i>Completed Lawn Restoration</i>	957	564	894	174	2,589
<i>Pending Lawn Restoration</i>	509	185	593	12	1,299
<i>Completed Interior Restoration</i>	290	193	614	21	1,118
<i>Pending Interior Restoration</i>	20	15	58	3	96
NON LEAD	22,120	8,129	22,841	1,156	54,246
Total	22,740	8,416	23,841	1,168	56,165

Notes:

- (1) denotes the number of unknown service lines remaining to be inspected
- (2) denotes the number of lead and galvanized steel assigned to Contract 22-B-8
- (3) denotes the number of lines not able to be visually verified assigned to Contract 22-B-8
- (4) denotes the number of remaining service lines to be replaced under Contract 22-B-8





Delinquent Accounts

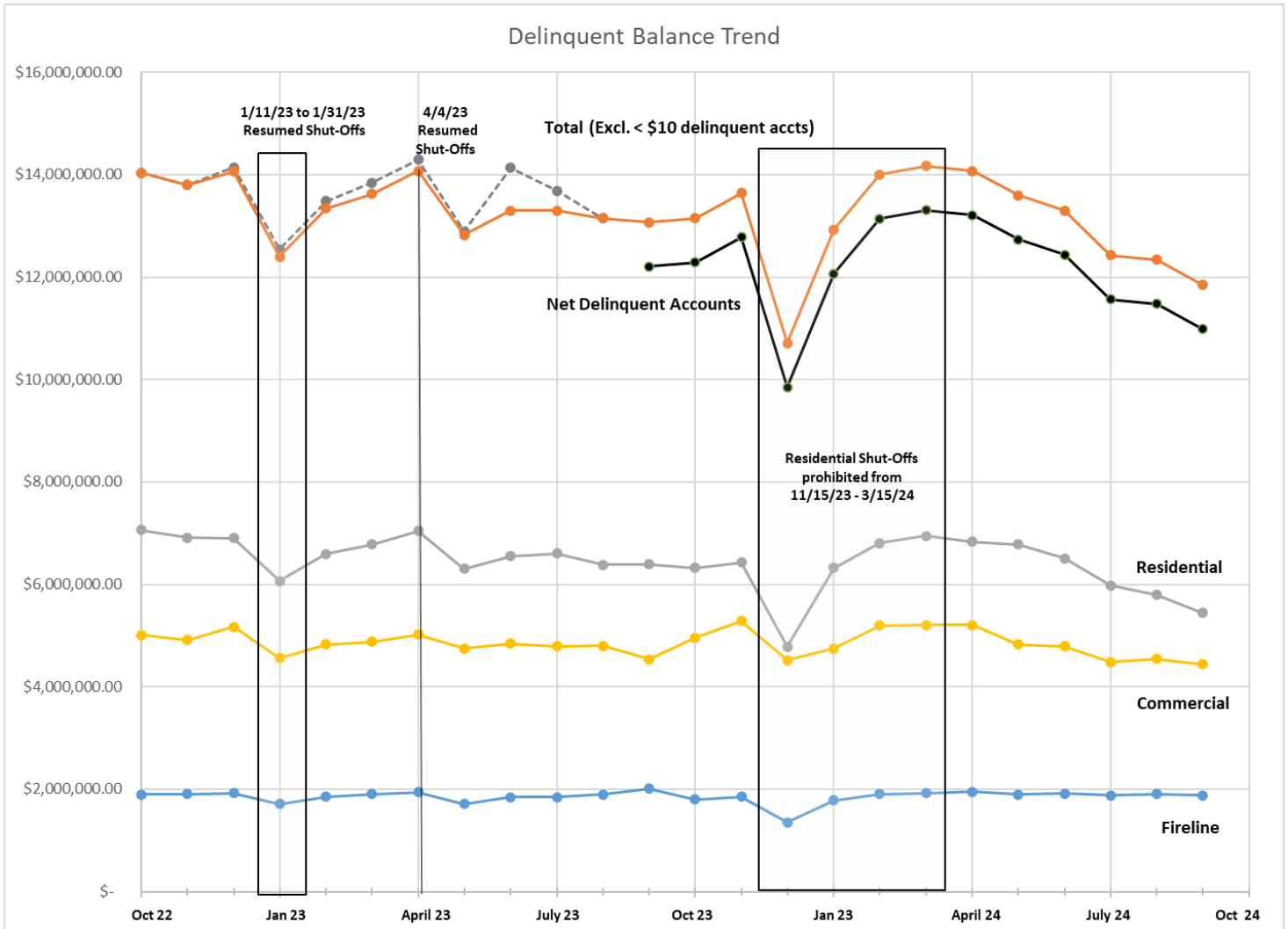
A summary table of delinquent accounts and the associated trends are provided below and on the next page. See attachment A for delinquent accounts greater than \$40,000. Residential shutoffs resumed on Thursday, March 21, 2024. The summary of delinquencies only includes data through August 31, 2024.

*Excludes Accounts that have no outstanding balance past 30-60 days

Retail System - Delinquent Account Summary (does NOT include EP & GF)					
Account Type	\$	% \$	# Accounts	% Account	\$/Account
Account Type	\$	% \$	# Account	% Account	\$/Account
Residential	5,441,923.00	46%	5,040	76%	\$ 1,079.75
Small Commercial-< 2'	2,468,080.00	21%	1,088	16%	\$ 2,268.46
Fireline	1,878,263.00	16%	207	3%	\$ 9,073.73
Commercial-up to 6" mtr	1,111,519.00	9%	217	3%	\$ 5,122.21
Industrial- 6" & above	856,885.00	7%	49	1%	\$ 17,487.45
Municipal	94,025.00	0.8%	33	0.5%	\$ 2,849.24
Total	11,850,695.00	100%	6,634	100%	\$ 1,786.36

Payment Arrangements (does NOT include EP & GF)					
Account Type	\$	% \$	# Accounts	% Account	\$/Account
Account Type	\$	% \$	# Account	% Account	\$/Account
Residential	390,904.70	64%	1,114	80%	\$ 350.90
Small Commercial-< 2'	112,491.21	18%	175	13%	\$ 642.81
Fireline	109,466.73	18%	95	7%	\$ 1,152.28
Commercial-up to 6" mtr	1,094.81	0.2%	2	0%	\$ 547.41
Industrial- 6" & above	0.00	0%	0	0.0%	#DIV/0!
Municipal	0.00	0.0%	0	0%	#DIV/0!
Total	613,957.45	100%	1,386	100%	\$ 442.97

Net Delinquent (does NOT include EP & GF or payment plans)					
Account Type	\$	% \$	# Accounts	% Account	\$/Account
Account Type	\$	% \$	# Account	% Account	\$/Account
Residential	\$ 5,051,018	45%	\$ 3,926	75%	\$ 1,286.56
Small Commercial-< 2'	\$ 2,355,589	21%	\$ 913	17%	\$ 2,580.05
Fireline	\$ 1,768,796	16%	\$ 112	2%	\$ 15,792.82
Commercial-up to 6" mtr	\$ 1,110,424	10%	\$ 215	4%	\$ 5,164.76
Industrial- 6" & above	\$ 856,885	8%	\$ 49	1%	\$ 17,487.45
Municipal	\$ 94,025	1%	\$ 33	0.6%	\$ 2,849.24
Total	\$ 11,236,738	100%	5,248	100%	\$ 2,141.15



4) External Communications

- Annual meetings are held with the fire departments to work through hydrant issues and other infrastructure coordination/upgrades.
- Quarterly status meetings are currently being scheduled with the Mayors and/or key staff from the following retail systems. The meeting agenda covers the lead service line replacement program status, unauthorized hydrant access/misuse, LIHWAP and shutoffs. The meeting formats are adjusted accordingly.
 - a. Clifton
 - b. Passaic
 - c. Paterson
 - d. North Arlington
 - e. Prospect Park
 - f. Lodi
- Scheduling of virtual town hall meetings are currently being coordinated for our customers.
- Meetings have been scheduled with the Office of Emergency Management. Departments that were in attendance were the NJSP, Bergen County, Paterson, Passaic, Clifton, North Arlington and Lodi.

Attachment A – Top delinquent accounts greater than \$40,000

Bold Accounts indicate delinquencies greater than \$40,000.

Not bolded line items include other accounts associated with the delinquent account.

	Customer #	Account #	Account Status	Customer Name	Service Address	Town	Account Type	Collection Status	A/R Balance
1	0201763	159162	Active	EAST NEWARK CENTER, LLC	255 GRANT AVENUE	EAST NEWARK	Industrial- 6" & above	Shut-Off List	\$614,857.72
2	0271903	118920	Active	AMERICAN FABRIC PROCESSORS	555 E 31ST STREET	PATERSON	Commercial-up to 6" mtr	Shut-Off List	\$256,839.34
2a	271903	118922	Active	AMERICAN FABRIC PROCESSORS	555 E 31ST STREET	PATERSON	Fireline	Delinquent Letter (Notice 1)	\$1,272.31
2b	271903	118924	Active	AMERICAN FABRIC PROCESSORS	555 E 31ST STREET	PATERSON	Fireline	Delinquent Letter (Notice 1)	\$1,360.80
2c	225857	118922	Finalled	CORAL DYE & FIN. CORP	555 E 31ST STREET	PATERSON	Fireline	Delinquent Letter (Notice 1)	\$36,900.45
3	0122967	069168	Active	MODA FURNITURE	125 SOUTH STREET	PASSAIC	Small Commercial- < 2'	Disconnected	\$117,500.30
3a	125839	69140	Active	CONTEMPO REALTY, LLC	125 SOUTH STREET	PASSAIC	Final Notice (Notice 3)	Delinquent Letter (Notice 1)	\$10,310.45
3a	0011555	097214	Active	GALAXIE CHEM CORP	6-34 PIERCY STREET	PATERSON	Fireline	Final Notice (Notice 3)	\$102,829.17
3b	0011555	097236	Finalled	GALAXIE CHEM CORP	28 PIERCY STREET	PATERSON	Commercial-up to 6" mtr	Collections Okay	\$56,878.23
3c	0122427	104492	Finalled	FABRICOLOR MFG. CORP	24 VAN HOUTEN STREET	PATERSON	Industrial- 6" & above	Collections Okay	\$91,659.67
3d	0124761	101890	Active	PATERSON COMM. DEVELOPMENT	2 MARKET STREET	PATERSON	Fireline	Final Notice (Notice 3)	\$83,232.46
3e	0052917	101888	Active	GREAT FALLS DEV. CORP.	2 MARKET STREET	PATERSON	Small Commercial- < 2'	Shut-Off List	\$42,628.32
4	52917	182732	Finalled	GREAT FALLS DEV. CORP.	2 MARKET STREET	PATERSON	Small Commercial-< 2'	Collections Okay	\$0.00
5	0124657	105482	Active	CENTER CONTRACTING, CORP.	59-61 WARREN STREET	PATERSON	Fireline	Final Notice (Notice 3)	\$76,393.34
6	0290436	174352	Active	325-333 GRAND ST PROPERTIES LLC	325 GRAND STREET	PATERSON	Fireline	Final Notice (Notice 3)	\$69,000.77
6a	267048	83350	Active	GRANDY LAUNDRYMNAT	323 GRAND STREET B	PATERSON	Small Commercial-< 2'	Disconnected	\$4,918.24
6b	149861	83348	Active	LUZ ALI	323 GRAND STREET A	PATERSON	Small Commercial-< 2'	Collections Okay	-\$2,796.24
7	0225497	097882	Active	RIVERVIEW TOWERS #1	105 PRESIDENTIAL BOULEVARD	PATERSON	Commercial-up to 6" mtr	Shut-Off List	\$65,233.24
8	0225501	097884	Active	RIVERVIEW TOWERS #2	124-145 PRESIDENTIAL BOULEVARD	PATERSON	Commercial-up to 6" mtr	Shut-Off List	\$44,100.39
9	0199785	159044	Active	MARCAL PAPER COMPANY	1 MARKET STREET	ELMWOOD PARK	Industrial- 6" & above	Delinquent Letter (Notice 1)	\$65,118.53
10	0125363	125152	Active	GEORGE DIMITRIJEVIC	345 N 6TH STREET	PROSPECT PARK	Fireline	Final Notice (Notice 3)	\$62,462.86
10a	13297	125150	Active	GEORGE DIMITRIJEVIC	345 N 6TH STREET	PROSPECT PARK	Residential	Disconnected	\$10,419.03
11	0273800	032470	Active	PB NUTCLIFF, LLC	811 ROUTE 3 EAST #2	CLIFTON	Industrial- 6" & above	Disconnected	\$58,556.79
12	0122583	090314	Active	ST. JOSEPH'S REGIONAL MEDICAL CENTER	84 GETTY AVENUE	PATERSON	Commercial-up to 6" mtr	Final Notice (Notice 3)	\$53,320.25
13	0233821	105492	Active	PUTNAM DEVELOPMENT, CORP.	71 WARREN STREET	PATERSON	Fireline	Final Notice (Notice 3)	\$52,970.09
14	0302361	149538	Active	GOTHAM CLEANERS	200 CLIFTON BOULEVARD #3	CLIFTON	Small Commercial- < 2'	Disconnected	\$51,434.89
14a	0325680	149540	Active	SUNBELT RENTALS INC	200 CLIFTON BOULEVARD #6	CLIFTON	Small Commercial-< 2'	Collections Okay	\$152.91
14b	0172255	149532	Active	FRIMPEKS	200 CLIFTON BOULEVARD #2	CLIFTON	Small Commercial-< 2'	Collections Okay	\$203.97
14c	0287364	149536	Active	POPTIME SNACK BRANDS, LLC	200 CLIFTON BOULEVARD #5	CLIFTON	Small Commercial-< 2'	Collections Okay	\$297.48
14d	0172257	149534	Active	POPTIME SNACK BRANDS, LLC	200 CLIFTON BOULEVARD	CLIFTON	Small Commercial-< 2'	Collections Okay	\$421.09
14d	0155673	007436	Active	J & L REAL CLIFTON LLC.	200 CLIFTON BOULEVARD	CLIFTON	Fireline	Collections Okay	\$406.31
14f	0155673	007434	Active	J & L REAL CLIFTON LLC.	200 CLIFTON BOULEVARD	CLIFTON	Fireline	Collections Okay	\$609.74
15	0121985	097234	Active	SHERMAN SCOTT	28 PIERCY STREET	PATERSON	Small Commercial- < 2'	Shut-Off List	\$48,561.91
16	0126361	016794	Active	F.E.R. REALTY CO.	244 HAZEL STREET	CLIFTON	Fireline	Final Notice (Notice 3)	\$48,136.93
16a	0123311	16792	Finalled	INTERNATIONAL VEILING COMPANY	244 HAZEL STREET	CLIFTON	Small Commercial- < 2'	Disconnected	\$28,229.06
17	0037097	091970	Active	MOHAMMAD ODATALLA	165 MARKET STREET	PATERSON	Small Commercial- < 2'	Disconnected	\$47,278.86
17a	0227611	091968	Active	ANSM, INC.	165 MARKET STREET	PATERSON	Small Commercial- < 2'	Disconnected	\$20,430.32
18	0124931	106374	Active	DAVID GRIMALDI, CO.	61-69 1ST AVENUE	PATERSON	Fireline	Shut-Off List	\$41,912.74

***** American Fabric Processors – meeting took place 09/13/24 - applicable adjustments and processing of payment to follow
Certain adjustments are in the**