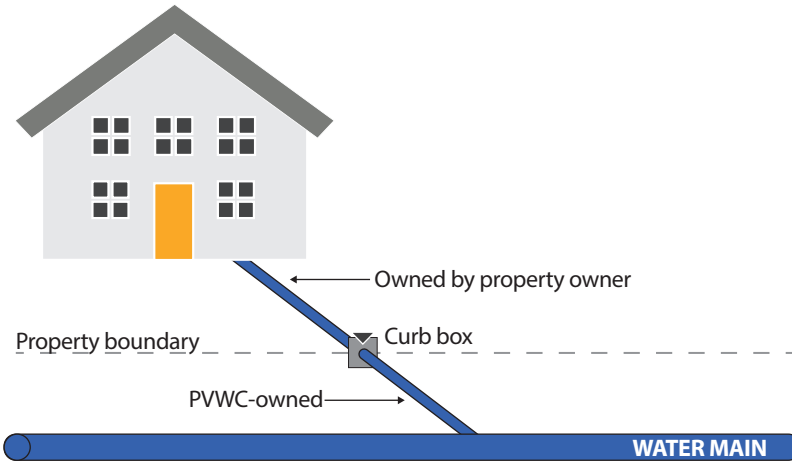


Passaic Valley Water Commission (PVWC) will be removing 6,500 lead and galvanized steel service lines (which may contain lead) in Clifton, Paterson, Passaic, and Prospect Park and replacing them with copper pipes. The program will start in the fall of 2022 and take three years to complete. The cost of replacing a service line normally ranges between \$5,000 and \$10,000. Under PVWC's Lead Service Line Replacement Program, lead service lines will be replaced at **no cost** to the homeowner.



Service lines bring water from the water main in the street into your home. **When water leaves PVWC's water treatment plant, it is clean and lead-free.** The water mains underground that transport water from the treatment plant are made mostly of iron and steel, **and do not add lead to the drinking water.** Lead can get into drinking water from the service line between the street and your home, or from the lead solder used in the plumbing inside your home. When water sits in the service line or your home plumbing without being used for several hours, the lead may dissolve into the water.

### In addition to removing lead and galvanized steel service lines, PVWC is reducing lead exposure to customers by:

1. Monitoring the water system twice a year in accordance with state and federal environmental regulations
2. Using a corrosion control treatment system, which helps minimize the process of lead leaching into the water from the service pipes and lead solder in household plumbing
3. Testing the water on a weekly and monthly basis to ensure that the corrosion control treatment systems are working properly
4. Providing free water testing and inspections to assist customers in determining if they have a lead service line on their property. To schedule and inspection, please contact PVWC's Customer Service Department at 973-340-4300

PVWC's contractor will contact you to schedule an inspection at your home to determine if you have a lead or galvanized steel service line. The other side of this flyer provides information about what you should do during the inspection. There is also important information about what to expect if you need to have your lead service line replaced.

**To learn more about PVWC's lead service line replacement program, call or visit:**

973-340-4300  [customerservice@pvwc.com](mailto:customerservice@pvwc.com)  
 [www.pvwc.com/water-quality/lead-information](http://www.pvwc.com/water-quality/lead-information)



## You can reduce your exposure to lead by:

- Replacing your lead service line by registering for PVWC's Lead Service Line Replacement Program
- Installing lead-removing water filters on faucets
- Running the water for 5 minutes to flush out lead after you have not used water for more than 6 hours

## Lead Health Information

Exposure to lead from drinking water and other sources can cause serious health problems. When lead enters the body it can cause damage to the brain and kidneys, and interfere with the production of red blood cells that carry oxygen to all parts of your body. The greatest risk of lead exposure is to infants, young children, and pregnant women.

**This report contains information about your drinking water. If you do not understand it, please have someone translate it for you.**

**Este informe contiene información sobre su agua potable. Si no lo entiende, pídale a alguien que lo traduzca.**

આ અહેવાલ માં તમારા પીવાના પાણી વિષે  
 સહાયતા ની જાણકારી આપવા માં આવી છે.  
 એનો અર્થઘટ્ટ કરો અથવા જેને સમજાવવા પડતી  
 સહાય તેના આધે માલ કરો


يحتوي هذا التقرير على معلومات  
 مهمة عن مياه الشرب التي تشربها.  
 إذا لم تفهم هذه المعلومات الرجاء  
 الاستعانة بأحد ليرجمها لك .

# Lead Service Line Replacement Program

Passaic Valley Water Commission (PVWC) will be replacing lead and galvanized steel service lines in Clifton, Paterson, Passaic, and Prospect Park at **no cost** to the homeowner. The steps below describe the process of getting your lead service line replaced.

**Lead and galvanized pipe should be replaced to minimize lead exposure and maintain good water quality**

**1.** PVWC or PVWC's contractor will schedule a day where they will come into your home and inspect the material of the customer-owned side of the service line, which is located on your property.



**2.** They will need to see the pipe that enters the water meter, which is probably in your basement.



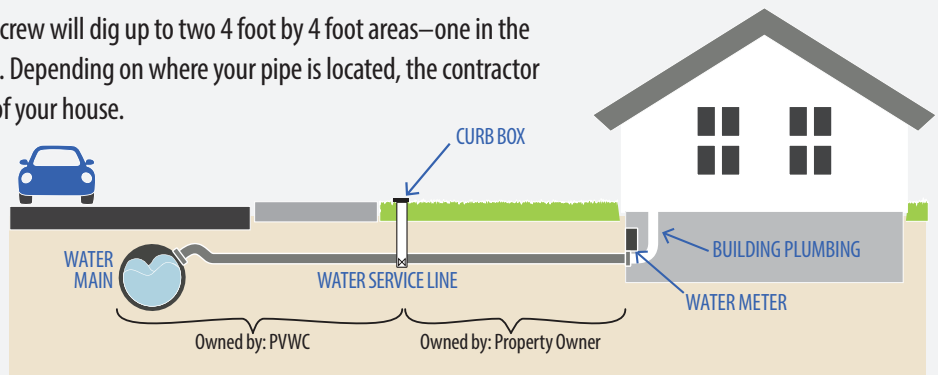
**3.** To see the material of the PVWC-owned side of the service line, a contractor will dig a small test hole in the front of your home, near the side walk. The hole will be temporarily patched, and restored at a later date.



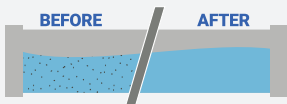
**4.** If the service line material is lead or galvanized steel at either location, you are eligible to get your lead service line replaced for **FREE**.

**5.** To get to the pipes underground, the contractor and crew will dig up to two 4 foot by 4 foot areas—one in the street and one at the curb in the area near the test hole. Depending on where your pipe is located, the contractor may also have to dig a small hole near the foundation of your house.

**6.** The contractor will replace the old service line with a new copper service line. The new service line will be connected to the water main in the street at one end and your house plumbing at the other end.



**7.** The contractor tests the new pipe and runs water through it to flush out debris and lead particles.



**8.** The contractor will temporarily patch holes in the yard, sidewalk and street to allow for settling. The holes in the yard will then be restored to pre-work conditions with seeding, concrete, or paving.



Temporary asphalt repair patch in street and/or sidewalk after service line replacement.



Permanent sidewalk repair at the curb stop.



Temporary backfilled holes in your yard are filled with soil and left to settle.



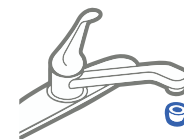
Final yard seeding occurs 3-4 months after the initial patch, weather and season permitting. Water seeds for best results!

**9.** Once the pipe is replaced and water is back on, turn on all the cold faucets in your building. Start with the faucet at the lowest level and work your way up to the highest level. **This will flush all of the water pipes in your building.**



After 30 minutes of flushing the cold water, shut off faucets, starting at the highest point and working your way down.

**REMEMBER:** Always use cold water from the tap for drinking, cooking, and preparing baby formula




**FAUCET  
AERATOR**

After flushing, remove faucet aerators and clean out any particles. The aerator is usually at the tip of the faucet and can be screwed off to clean.

**LEAD SERVICE LINE LOOK UP:** Find out if you have a lead service line bringing water into your home by visiting [www.pvwc.com/LeadLookUp](http://www.pvwc.com/LeadLookUp).

**QUESTIONS:**

 973-340-4300

 [customerservice@pvwc.com](mailto:customerservice@pvwc.com)

Check the PVWC website for updates on the lead service line replacement program. [www.pvwc.com/water-quality/lead-information](http://www.pvwc.com/water-quality/lead-information)