

OATH OF OFFICE

STATE OF NEW JERSEY

SS

COUNTY OF PASSAIC

I, **GERALD G. FRIEND**, do solemnly swear (or affirm) that I will support the Constitution of the United States and the Constitution of the State of New Jersey, that I will bear true faith and allegiance to the same and to the Governments established in the United States and in this State, under the authority of the people, and that I will faithfully, impartially and justly perform all of the duties of

COMMISSIONER

PASSAIC VALLEY WATER COMMISSION

according to the best of my ability. (So help me God)*

Sworn and subscribed to
before me this 7th day
of Jan, 2016 A.D.

Nancy Lugo


GERALD G. FRIEND

R029-16

RESOLUTION APPOINTING GERALD G. FRIEND AS ONE OF CLIFTON'S
REPRESENTATIVES TO AND ON THE PASSAIC VALLEY WATER COMMISSION

BE IT RESOLVED, that Gerald G. Friend be and is hereby
appointed as one of Clifton's representatives on the Passaic Valley
Water Commission, for the term of four (4) years as provided by
law, commencing on January 1, 2016.

ADOPTED: 1-5-16

James Anzaldi
JAMES ANZALDI, MAYOR

ATTEST:

Nancy Ferrigno
NANCY FERRIGNO, CITY CLERK

APPROVED AS TO FORM

MUNICIPAL ATTORNEY

PVWC.friendsppt
1.5.16:dm

CERTIFIED TO BE A TRUE COPY

Nancy Ferrigno
Nancy Ferrigno, City Clerk

State of New Jersey,
County of Passaic..... } SS.
City of Paterson



City of Paterson

Oath of Office

I, Robert L. Vannoy do solemnly swear (or affirm) that I will support the Constitution of the United States and the Constitution of the State of New Jersey, and that I will bear true faith and allegiance to the same and to the governments established in the United States and in this state, under the authority of the people, so help me God.

I do further solemnly swear (or affirm) that I will impartially and justly perform all the duties of the office of Passaic Valley Water Commissioner according to the best of my ability. So help me God.

Sworn and subscribed before me this

13th day of January, 2016

Administration of Oath

Honorable Jose "joey" Torres
Title: Mayor, City of Paterson

Robert L. Vannoy


P.O. Address: _____

252 Dixon Avenue

Paterson, NJ 07501

Term Commence: January 1, 2016

Term Expires: December 31, 2019



City Hall
155 Market Street
Paterson, New Jersey 07505
Phone: (973) 321-1600
Fax: (973) 321-1555

José "joey" Torres
Mayor

December 17, 2015

Ms. Chrystal A. Cleaves, Chairwoman
Passaic Valley Water Commission
1525 Main Ave.
Clifton, NJ 07011

Dear Chairwoman Cleaves,

This missive serves to inform you that I am reappointing Mr. Robert L. Vannoy as Commissioner to the Passaic Valley Water Commission.

Mr. Vannoy's term of services will commence on January 1, 2016 extending through December 31, 2020.

In separate correspondence we will submit his oath office and his resume. If you require additional information, please feel free to contact my office 973-321-1600

Sincerely,

A handwritten signature in black ink, appearing to read "Jose 'joey' Torres".

Jose 'joey' Torres

JT/spc

Cc: Sonia Gordon, Paterson Acting City Clerk
Louis Amodio, PVWC Board Secretary

OLD/UNFINISHED BUSINESS

Passaic Valley Water Commission
Office of the Comptroller/CFO
Summary of Disbursements
For the Meeting of January 20, 2016

Account Name	Bank #	Total
Operating Fund	00	2,490,713.14
Payroll Tax Acct	02	485,125.38
Cashier Acct	03	120,115.43
Self Insurance Acct	04	46,029.47
Zero Balance Acct	55	-
Cigna Acct	09	277.08
Cigna Acct	13	3,378,187.89
Net Payroll		-
		351,012.82
		377,660.27
		-
		7,249,121.48

Total Disbursements:


* SEE ATTACHMENTS


It is hereby certified that the above disbursements are in line with established regulations and that there are appropriation balances to cover these payments.

The above disbursements are hereby recommended for payment.

It is hereby certified that the above disbursements are approved by the Board of Commissioners at the meeting held January 20, 2016


Comptroller/CFO


Treasurer


Adm. Secretary

Passaic Valley Water Commission
Office of the Comptroller/CFO
Detail of Disbursements
For the Meeting of January 20, 2016

<u>Check/Wire #</u>	<u>Vendor</u>	<u>Date</u>	<u>Amount</u>	<u>Bank</u>
207010	ESTHER GLUCK	12/10/2015	991.70	00
207011	JCI JONES CHEMICALS, INC.	12/10/2015	1,519.56	00
207012	REIVAX CONTRACTING CORPORATION	12/10/2015	-	00
207013	REIVAX CONTRACTING CORPORATION	12/10/2015	140,583.55	00
207014	WATER WORKS SUPPLY COMPANY	12/10/2015	24,965.88	00
207015	WATER WORKS SUPPLY COMPANY	12/10/2015	271.44	00
207016	A & M INDUSTRIAL, INC.	12/18/2015	231.35	00
207017	A. H. HARRIS & SONS INC.	12/18/2015	187.28	00
207018	ACCREDITED LOCK SUPPLY COMPANY	12/18/2015	335.31	00
207019	AIRGAS USA, LLC	12/18/2015	2,006.39	00
207020	ALLWOOD FLORIST	12/18/2015	150.00	00
207021	BLACK & VEATCH CORPORATION	12/18/2015	20,818.50	00
207022	BOROUGH OF LODI	12/18/2015	7,040.00	00
207023	BRAEN AGGREGATES	12/18/2015	9,548.41	00
207024	BRENT MATERIAL COMPANY	12/18/2015	10,613.00	00
207025	CABLEVISION	12/18/2015	82.62	00
207026	CARTRIDGE WORLD	12/18/2015	580.69	00
207027	SCHUMACHER CHEVROLET	12/18/2015	50.11	00
207028	CITY OF PASSAIC	12/18/2015	2,050.00	00
207029	CITY OF PATERSON	12/18/2015	10,600.00	00
207030	CONSTELLATION NEW ENERGY, INC.	12/18/2015	15,950.77	00
207031	COUNTY OF BERGEN	12/18/2015	135.00	00
207032	CYBRA CORPORATION	12/18/2015	11,910.30	00
207033	DELTA DENTAL PLAN OF N.J, INC	12/18/2015	12,824.80	00
207034	DIRECT ENERGY MARKETING, INC.	12/18/2015	1,308.51	00
207035	DLB ASSOCIATES	12/18/2015	14,180.18	00
207036	LYNANN DRAGONE	12/18/2015	1,030.00	00
207037	ELECTRONIC OFFICE SYSTEMS	12/18/2015	150.19	00
207038	FELDMAN BROTHERS SUPPLY CO	12/18/2015	178.65	00
207039	FISHER SCIENTIFIC INC	12/18/2015	182.13	00
207040	GARDEN STATE LABS	12/18/2015	400.00	00

207041 GUARANTEED REBUILDERS INC	12/18/2015	97.00	00
207042 HACH COMPANY	12/18/2015	806.99	00
207043 HALEDON AUTO PARTS INC	12/18/2015	1,101.44	00
207044 IMMEDICENTER	12/18/2015	-	00
207045 IMMEDICENTER	12/18/2015	2,051.00	00
207046 INTEGRATED MICRO SYSTEMS, INC.	12/18/2015	3,500.00	00
207047 J FLETCHER CREAMER & SONS INC	12/18/2015	541,681.16	00
207048 JCI JONES CHEMICALS, INC.	12/18/2015	24,682.80	00
207049 JCP&L	12/18/2015	2,398.09	00
207050 JGSC GROUP, LLC	12/18/2015	19,954.02	00
207051 JPW ASSOCIATES, INC.	12/18/2015	785.00	00
207052 KEMIRA WATER SOLUTIONS, INC.	12/18/2015	20,677.44	00
207053 KUIKEN BROTHERS COMPANY, INC.	12/18/2015	177.28	00
207054 M & T INVESTMENT GROUP	12/18/2015	5,000.00	00
207055 MANATEE ENVIRONMENTAL ASSOC	12/18/2015	85.00	00
207056 MATRIX IMAGING, INC.	12/18/2015	1,164.60	00
207057 METRO INDUSTRIAL SUPPLY INC.	12/18/2015	53.88	00
207058 ZACHARY MIRANDA	12/18/2015	120.00	00
207059 NEOPOST, INC.	12/18/2015	1,000.00	00
207060 NJICLE	12/18/2015	263.00	00
207061 NORTH JERSEY MEDIA GROUP	12/18/2015	1,443.65	00
207062 P & A AUTO PARTS	12/18/2015	104.43	00
207063 PASSAIC COUNTY ROAD DEPARTMENT	12/18/2015	1,975.00	00
207064 PASSAIC CTY OFF-DUTY SHERIFFS	12/18/2015	637.50	00
207065 PAYCHEX	12/18/2015	898.57	00
207066 RE-TRON TECHNOLOGIES, INC.	12/18/2015	79.85	00
207067 PROCESS APPLICATIONS, INC.	12/18/2015	1,986.82	00
207068 PSE&G	12/18/2015	-	00
207069 PSE&G	12/18/2015	-	00
207070 PSE&G	12/18/2015	-	00
207071 PSE&G	12/18/2015	-	00
207072 PSE&G	12/18/2015	108,891.13	00
207073 RACHLES MICHELES MOTOR OIL CO	12/18/2015	2,531.84	00
207074 RIBBONS EXPRESS, INC	12/18/2015	230.57	00
207075 SAMM SOUND DISTRIBUTORS	12/18/2015	2,850.00	00
207076 SEVERN TRENT SERVICES	12/18/2015	0.88	00
207077 SPECTRASERV, INC.	12/18/2015	197,396.12	00

207078 STATE OF NEW JERSEY	12/18/2015	2,000.00	00
207079 STEELFAB	12/18/2015	5,342.50	00
207080 SUPERIOR SERVICES, LLC	12/18/2015	5,606.25	00
207081 T & R AUTOMOTIVE DIST	12/18/2015	2,435.40	00
207082 THE KINGS UPHOLSTERY	12/18/2015	150.00	00
207083 THOMAS SCIENTIFIC	12/18/2015	1,410.81	00
207084 TILCON NEW YORK, INC.	12/18/2015	431.55	00
207085 U.S. SECURITY ASSOCIATES, INC.	12/18/2015	15,952.80	00
207086 UNIFORME BUSINESS SOLUTIONS	12/18/2015	1,448.37	00
207087 UNITED FEDERATED SYSTEMS	12/18/2015	53.96	00
207088 UNITED PARCEL SERVICE	12/18/2015	489.53	00
207089 UNITED WATER NJ	12/18/2015	122.66	00
207090 UNIVAR USA INC	12/18/2015	66,503.04	00
207091 USALCO, LLC	12/18/2015	5,575.22	00
207092 VERIZON	12/18/2015	12,999.87	00
207093 VERIZON	12/18/2015	325.35	00
207094 VERIZON BUSINESS	12/18/2015	3,633.46	00
207095 VERIZON WIRELESS	12/18/2015	14,993.09	00
207096 VERONA INDUSTRIAL & BUILDING C	12/18/2015	3,193.44	00
207097 W.B. MASON COMPANY, INC.	12/18/2015	176.42	00
207098 WEBER DOWD LAW	12/18/2015	2,320.00	00
207099 WESTIN ENGINEERING, INC.	12/18/2015	360.00	00
207100 YORK MOTORS, INC.	12/18/2015	2,832.00	00
207101 NIGP / ACCOUNTING DEPARTMENT	12/22/2015	190.00	00
207102 MAYER ROSENBERG	12/23/2015	139.21	00
207103 STAR STAINLESS SCREW COMPANY	12/24/2015	192.00	00
207104 JESCO EQUIPMENT SERVICES, INC.	12/24/2015	2,076.45	00
207105 UNITED PARCEL SERVICE	12/24/2015	-	00
207106 UNITED PARCEL SERVICE	12/24/2015	2,020.14	00
207107 NJSCPA EDUCATION FOUNDATION	12/24/2015	299.00	00
207108 ANNA LUCIANIN PETTY CASH CTD	12/30/2015	350.59	00
207109 MARIA MALFA - PETTY CASH CUSTO	12/30/2015	624.85	00
207110 MICHAEL MAROTTA	12/30/2015	238.20	00
207111 LILIA NEGRETE PETTY CASH CUSTO	12/30/2015	1,241.92	00
207112 A W MEYER CO	12/30/2015	257.94	00
207113 A.P. CERTIFIED TESTING, LLC	12/30/2015	650.80	00
207114 ACCREDITED LOCK SUPPLY COMPANY	12/30/2015	542.70	00

207115 ACTION MOBILE LOCKSMITHS INC	12/30/2015	46.00	00
207116 AGL WELDING SUPPLY CO INC	12/30/2015	248.60	00
207117 AIRGAS EAST, INC.	12/30/2015	177.00	00
207118 AJM NINO CORP	12/30/2015	13,903.75	00
207119 ALL JERSEY GARAGE DOOR, INC	12/30/2015	1,270.00	00
207120 AMERICAN HOSE & HYDRAULIC CO.	12/30/2015	121.34	00
207121 APV COMMUNICATIONS, INC.	12/30/2015	250.00	00
207122 ARCY MANUFACTURING COMPANY	12/30/2015	949.96	00
207123 ARMORICA SALES, INC	12/30/2015	520.00	00
207124 ATHENIA MASON SUPPLY COMPANY	12/30/2015	81.75	00
207125 BUGLIONE, HUTTON & DE YOE, LLC	12/30/2015	384.00	00
207126 C. DOUGHERTY & COMPANY, INC.	12/30/2015	21,715.82	00
207127 CAR CARE SOLUTIONS	12/30/2015	59.80	00
207128 CHAS CONNOLLY DIST	12/30/2015	181.88	00
207129 SCHUMACHER CHEVROLET	12/30/2015	153.53	00
207130 CITY OF CLIFTON	12/30/2015	7,623.00	00
207131 CITY OF PASSAIC	12/30/2015	900.00	00
207132 CONSTELLATION NEW ENERGY, INC.	12/30/2015	28,301.78	00
207133 DE COTIIS, FITZPATRICK & COLE,	12/30/2015	336.00	00
207134 DELSARDO & MONTANARI, LLC	12/30/2015	304.00	00
207135 DOCUMENT SOLUTIONS LLC	12/30/2015	109.70	00
207136 LYNANN DRAGONE	12/30/2015	862.00	00
207137 ELECTRONIC OFFICE SYSTEMS	12/30/2015	185.36	00
207138 ENVIRONMENTAL RESOURCE ASSOC	12/30/2015	470.81	00
207139 EUROFINS EATON ANALYTICAL, INC	12/30/2015	2,340.00	00
207140 FELDMAN BROTHERS SUPPLY CO	12/30/2015	317.21	00
207141 FISHER SCIENTIFIC INC	12/30/2015	822.40	00
207142 GA INDUSTRIES INC	12/30/2015	1,343.00	00
207143 GAETA RECYCLING COMPANY	12/30/2015	71.40	00
207144 GE ANALYTICAL INSTRUMENTS, INC	12/30/2015	563.93	00
207145 GLI INTERNATIONAL - HACH COMPA	12/30/2015	296.80	00
207146 GROFF TRACTOR NEW JERSEY, LLC	12/30/2015	730.07	00
207147 HALEDON AUTO PARTS INC	12/30/2015	320.70	00
207148 HAWTHORNE INDUSTRIAL RADIATOR	12/30/2015	883.00	00
207149 INTERSTATE EQUIPMENT	12/30/2015	929.00	00
207150 IRON HILLS CONSTRUCTION CO., I	12/30/2015	208,736.08	00
207151 JCP&L	12/30/2015	190.01	00

207152 KEER ELECTRICAL SUPPLY COMPANY	12/30/2015	5,458.10	00
207153 KREHEL AUTOMOTIVE REPAIR, INC.	12/30/2015	781.30	00
207154 KUIKEN BROTHERS COMPANY, INC.	12/30/2015	153.83	00
207155 M & T INVESTMENT GROUP	12/30/2015	13,000.00	00
207156 MATRIX IMAGING, INC.	12/30/2015	1,627.12	00
207157 ANDREA GIALLORENZO MC ELROY	12/30/2015	120.00	00
207158 MESSAGE NET SYSTEMS, INC.	12/30/2015	2,347.50	00
207159 MICRO ELECTRONICS,LLC	12/30/2015	374.88	00
207160 MOLENARO DESIGNS	12/30/2015	80.00	00
207161 MR JOHN INC	12/30/2015	100.08	00
207162 NATL WATER MAIN CLEANING CO	12/30/2015	1,687.77	00
207163 NJ STATE BAR ASSOCIATION	12/30/2015	45.00	00
207164 NORTH JERSEY COC	12/30/2015	295.00	00
207165 NORTHERN SAFETY CO. INC	12/30/2015	169.16	00
207166 P & A AUTO PARTS	12/30/2015	74.05	00
207167 PANCOAST PUMP & TANK, INC.	12/30/2015	895.00	00
207168 PASHMAN STEIN	12/30/2015	1,282.68	00
207169 PAYCHEX	12/30/2015	38.93	00
207170 PIZZA CITY	12/30/2015	86.20	00
207171 POSTMASTER NIAGARA FALLS	12/30/2015	30,000.00	00
207172 PROCESS EQUIPMENT SALES & SERV	12/30/2015	1,200.00	00
207173 QC LABORATORIES/PA166	12/30/2015	585.00	00
207174 RACHLES MICHELES MOTOR OIL CO	12/30/2015	4,689.62	00
207175 RICCIARDI BROTHERS OF PATERSON	12/30/2015	93.97	00
207176 RICOH BUSINESS SYSTEMS, INC.	12/30/2015	28.95	00
207177 SAMM SOUND DISTRIBUTORS	12/30/2015	4,275.00	00
207178 SIGMA-ALDRICH INC	12/30/2015	610.68	00
207179 SYNOVIA SOLUTIONS	12/30/2015	28,983.00	00
207180 THE HON COMPANY	12/30/2015	4,258.46	00
207181 TILCON NEW YORK, INC.	12/30/2015	739.79	00
207182 U.S. SECURITY ASSOCIATES, INC.	12/30/2015	15,796.40	00
207183 UNFORCE BUSINESS SOLUTIONS	12/30/2015	810.40	00
207184 VAC SHACK	12/30/2015	203.00	00
207185 VERONA INDUSTRIAL & BUILDING C	12/30/2015	2,553.20	00
207186 VITAMIA & SONS	12/30/2015	391.00	00
207187 VWR INTERNATIONAL, LLC	12/30/2015	95.50	00
207188 W W GRAINGER INC	12/30/2015	593.78	00

207189 W.B. MASON COMPANY, INC.	12/30/2015	335.15	00
207190 WATER ENVIRONMENT FEDERATION	12/30/2015	165.00	00
207191 WATER WORKS SUPPLY COMPANY	12/30/2015	3,729.96	00
207192 ZEE MEDICAL SERVICE	12/30/2015	936.82	00
207193 PAYCHEX	12/31/2015	893.03	00
207194 UNIFORCE BUSINESS SOLUTIONS	12/31/2015	482.79	00
207195 W.B. MASON COMPANY, INC.	12/31/2015	258.36	00
207196 ANNA LUCIANIN PETTY CASH CTD	1/5/2016	1,000.00	00
207197 LILIA NEGRETE PETTY CASH CUSTO	1/5/2016	1,500.00	00
207198 MARIA MALFA - PETTY CASH CUSTO	1/5/2016	900.00	00
207199 MICHAEL MAROTTA	1/5/2016	500.00	00
207200 FLAGSHIP DENTAL PLANS	1/7/2016	571.57	00
207201 GEORGE T. HANLEY ESQ.	1/7/2016	523.35	00
207202 IMMEDICENTER	1/7/2016	90.00	00
207203 LINCOLN FINANCIAL GROUP	1/7/2016	413.92	00
207204 NATIONAL VISION ADMINISTRATORS	1/7/2016	2,744.56	00
207205 NJ UTILITIES AUTH. JOINT INS.	1/7/2016	278,541.97	00
207206 ROSEMOUNT INC	1/7/2016	6,027.27	00
207207 AIRGAS USA, LLC	1/11/2016	13,682.96	00
207208 ALLIED CONSTRUCTION GROUP, INC	1/11/2016	59,006.71	00
207209 AMERICAN WEAR INC	1/11/2016	-	00
207210 AMERICAN WEAR INC	1/11/2016	-	00
207211 AMERICAN WEAR INC	1/11/2016	-	00
207212 AMERICAN WEAR INC	1/11/2016	-	00
207213 AMERICAN WEAR INC	1/11/2016	-	00
207214 AMERICAN WEAR INC	1/11/2016	-	00
207215 AMERICAN WEAR INC	1/11/2016	-	00
207216 AMERICAN WEAR INC	1/11/2016	-	00
207217 AMERICAN WEAR INC	1/11/2016	-	00
207218 AMERICAN WEAR INC	1/11/2016	-	00
207219 AMERICAN WEAR INC	1/11/2016	-	00
207220 AMERICAN WEAR INC	1/11/2016	-	00
207221 AMERICAN WEAR INC	1/11/2016	-	00
207222 AMERICAN WEAR INC	1/11/2016	-	00
207223 AMERICAN WEAR INC	1/11/2016	-	00
207224 AMERICAN WEAR INC	1/11/2016	28,632.89	00
207225 BOROUGH OF LODI	1/11/2016	880.00	00

207226 BRICK TOWNSHIP MUNICIPAL AUTH	1/1/2016	8,879.00	00
207227 CITY OF CLIFTON	1/1/2016	6,756.75	00
207228 CITY OF PASSAIC	1/1/2016	34,500.00	00
207229 CITY OF PATERSON	1/1/2016	9,720.00	00
207230 CONSTELLATION NEW ENERGY, INC.	1/1/2016	-	00
207231 CONSTELLATION NEW ENERGY, INC.	1/1/2016	40,050.66	00
207232 EG SYSTEMS, INC.	1/1/2016	119.00	00
207233 EUROFINS EATON ANALYTICAL, INC	1/1/2016	1,170.00	00
207234 KEMIRA WATER SOLUTIONS, INC.	1/1/2016	42,484.32	00
207235 MONTCLAIR WATER BUREAU	1/1/2016	899.00	00
207236 PASSAIC COUNTY ROAD DEPARTMENT	1/1/2016	6,475.00	00
207237 PASSAIC VALLEY SEWERAGE COMM	1/1/2016	300.00	00
207238 POLYDYNE, INC.	1/1/2016	6,073.65	00
207239 QC LABORATORIES/PA166	1/1/2016	892.00	00
207240 RACHLES MICHELES MOTOR OIL CO	1/1/2016	3,113.67	00
207241 UNIVAR USA INC	1/1/2016	-	00
207242 UNIVAR USA INC	1/1/2016	87,822.92	00
207243 USALCO, LLC	1/1/2016	5,682.57	00
207244 VERIZON	1/1/2016	2,760.40	00
207245 VERIZON CABS	1/1/2016	1,653.97	00
207246 VERIZON WIRELESS	1/1/2016	15,205.99	00
207247 WATER ENVIRONMENT FEDERATION	1/1/2016	433.00	00
		<u>2,490,713.14</u>	
56460 PERS OF NEW JERSEY-CI	1/7/2016	105,226.42	02
204083 AFLAC	12/14/2015	5,875.84	02
204084 COLONIAL SUPPLEMENTAL INSURANC	12/24/2015	46.36	02
204085 CWA LOCAL 1032	12/24/2015	7,264.12	02
204086 CWA LOCAL 1032	12/24/2015	1,345.31	02
204087 PRUDENTIAL RETIREMENT	12/24/2015	202.70	02
204088 RELIASTAR BANKERS SEC.LIFE INS	12/24/2015	154.68	02
		<u>120,115.43</u>	
110123 M&M MORTGAGE	12/9/2015	561.03	03

110124 MAHER, MARY	12/9/2015	27.51	03
110125 BULIN ASSOC. INC.	12/9/2015	1,793.17	03
110126 HELEN YATSKO	12/9/2015	150.00	03
110127 OCWEN LOAN SERVICING LLC	12/9/2015	5,185.60	03
110128 THOMAS M EGAN ESQ	12/9/2015	333.88	03
110129 ALVAREZ, ANDRES & SANDRA	12/16/2015	108.09	03
110130 DRAZEK, JOSEPH	12/16/2015	478.87	03
110131 GIL, MARIANO	12/16/2015	11.71	03
110132 GOMEZ, OTHANIEL	12/16/2015	146.21	03
110133 GOMEZ, YOSMARY	12/16/2015	335.00	03
110134 ROJAS, E. & AMARTINEZ, M.	12/16/2015	121.91	03
110135 YUKSEK, HACI	12/16/2015	144.63	03
110136 ZATONSKI, GERALD	12/16/2015	297.85	03
110137 CAHILL, GILBERT K	12/18/2015	1,383.00	03
110138 TAVARES, NORALIN	12/18/2015	1,145.17	03
110139 RAYMOND ADAMS	12/31/2015	314.70	03
110140 HAZEL AKERS	12/31/2015	314.70	03
110141 CHARLOTTE ALVINO	12/31/2015	314.70	03
110142 DULIO ALVINO	12/31/2015	314.70	03
110143 JOSEPH AMBROGIO	12/31/2015	314.70	03
110144 FAYE ANNIS	12/31/2015	314.70	03
110145 RAYMOND ANNIS	12/31/2015	314.70	03
110146 SAMUEL BALDINO	12/31/2015	314.70	03
110147 BERGER, MRS. EDITH	12/31/2015	314.70	03
110148 MARY BODNARCZUK	12/31/2015	314.70	03
110149 RALPH BODNARCZUK	12/31/2015	314.70	03
110150 KENNETH BOGERT	12/31/2015	314.70	03
110151 CINDY CAIRNS	12/31/2015	314.70	03
110152 GEORGE S CAIRNS	12/31/2015	314.70	03
110153 JOSEPH P. CHIAPETTA	12/31/2015	314.70	03
110154 DOMENICO CICERO	12/31/2015	314.70	03
110155 NICHOLAS CIRILLO	12/31/2015	314.70	03
110156 BERNARD M. COOKE JR.	12/31/2015	314.70	03
110157 STELLA COOKE	12/31/2015	314.70	03
110158 SUSAN COOKE	12/31/2015	314.70	03
110159 ALFRED CRAWFORD	12/31/2015	314.70	03
110160 JAMES P. CUPO	12/31/2015	314.70	03

110161 OLIVE DAGES	12/31/2015	314.70	03
110162 SADIE DAIDONE	12/31/2015	314.70	03
110163 FRANK DE HOOGE	12/31/2015	314.70	03
110164 MARIE DE YONKER	12/31/2015	314.70	03
110165 SUSAN E DEGRAZIO	12/31/2015	314.70	03
110166 KAREN DEMETER	12/31/2015	314.70	03
110167 STEVE DEMETER	12/31/2015	314.70	03
110168 GARY J. DENOVOCHIK	12/31/2015	314.70	03
110169 MICHAEL DOLECKI	12/31/2015	314.70	03
110170 KATHLEEN EGAN	12/31/2015	314.70	03
110171 JANE A. FARISSIER	12/31/2015	314.70	03
110172 JOHN FILIPPONE	12/31/2015	314.70	03
110173 ROSEMARIE FILIPPONE	12/31/2015	314.70	03
110174 JAMES J. FITZGERALD	12/31/2015	314.70	03
110175 JOHN S. FRY	12/31/2015	314.70	03
110176 KATHRYN A. FRY	12/31/2015	314.70	03
110177 PEDRO N. FUENTES	12/31/2015	314.70	03
110178 FRED FUSCO	12/31/2015	314.70	03
110179 FRANCES M. GALLETTA	12/31/2015	314.70	03
110180 JOHN V. GALLETTA	12/31/2015	314.70	03
110181 MARK GALLO	12/31/2015	314.70	03
110182 HAROLD GOLDMAN	12/31/2015	314.70	03
110183 LOUIS J. GRECO	12/31/2015	314.70	03
110184 ROBIN GRECO	12/31/2015	314.70	03
110185 DENNIS GRIECO	12/31/2015	314.70	03
110186 JOANN GRIECO	12/31/2015	314.70	03
110187 THEODORE HARSAGHY	12/31/2015	314.70	03
110188 DIANNE HAYDEN	12/31/2015	314.70	03
110189 HELEN M. HEALEY	12/31/2015	314.70	03
110190 MARJORIE INHOFFER	12/31/2015	314.70	03
110191 BARBARA JOHNSON	12/31/2015	314.70	03
110192 RICHARD JOHNSON SR.	12/31/2015	314.70	03
110193 MARIA JOHNSTONE	12/31/2015	314.70	03
110194 EDWARD KATS	12/31/2015	314.70	03
110195 GLORIA J. KIRWIN	12/31/2015	314.70	03
110196 JOHN LACQUANITI	12/31/2015	314.70	03
110197 MARIE LACQUANITI	12/31/2015	314.70	03

110198	MICHAEL LAPAGLIA	12/31/2015	314.70	03
110199	YURATE LAPAGLIA	12/31/2015	314.70	03
110200	RACHEL LAROTONDA	12/31/2015	314.70	03
110201	DAVID L LAZAR	12/31/2015	314.70	03
110202	CARMELA LIGUORI	12/31/2015	314.70	03
110203	CLAIRE LIPTAK	12/31/2015	314.70	03
110204	SANTINA LOMBARDI	12/31/2015	314.70	03
110205	LUCIA LONGO	12/31/2015	314.70	03
110206	THERESA MANCINELLI	12/31/2015	314.70	03
110207	WILLIAM A. MAROTTA	12/31/2015	314.70	03
110208	LEONARD J. MELISSANT	12/31/2015	314.70	03
110209	SOPHIE J MELISSANT	12/31/2015	314.70	03
110210	MARY MERCADANTE	12/31/2015	314.70	03
110211	FRANK MESSINEO	12/31/2015	314.70	03
110212	JULIE MESSINEO	12/31/2015	314.70	03
110213	FRANCO MIGLIORE	12/31/2015	314.70	03
110214	ANDY MISITO	12/31/2015	314.70	03
110215	PASQUALE MORELLI	12/31/2015	314.70	03
110216	RONALD E NEAL	12/31/2015	314.70	03
110217	MARLENE NEAL	12/31/2015	314.70	03
110218	DORIS M. NETZER	12/31/2015	314.70	03
110219	WILLIAM M. O'BRIEN	12/31/2015	314.70	03
110220	JANICE O'BRIEN	12/31/2015	314.70	03
110221	CATHERINE PAESE	12/31/2015	314.70	03
110222	JOSEPH PAESE	12/31/2015	314.70	03
110223	CHARLES PAPALIA	12/31/2015	314.70	03
110224	GLORY READ	12/31/2015	314.70	03
110225	PATRICIA ROSE	12/31/2015	314.70	03
110226	WILLIAM J. ROSENBERG	12/31/2015	314.70	03
110227	JOHN A. RUBISKI	12/31/2015	314.70	03
110228	MARGARET RUBISKI	12/31/2015	314.70	03
110229	BONITA SAVAGE	12/31/2015	314.70	03
110230	LUCILLE SAWCHYN	12/31/2015	314.70	03
110231	IRENE SCHAFER	12/31/2015	314.70	03
110232	KATHLEEN SIMON	12/31/2015	314.70	03
110233	ANNA SIROTA	12/31/2015	314.70	03
110234	ANA M SIRVENT	12/31/2015	314.70	03

110235 WALTER SKRABITS	12/31/2015	314.70	03
110236 JACQUELINE TAURELLO	12/31/2015	314.70	03
110237 MARY ANN TIERNO	12/31/2015	314.70	03
110238 PAULA TOMPKINS	12/31/2015	314.70	03
110239 TERESA WOS	12/31/2015	944.10	03
110240 THOMAS YUPA	12/31/2015	314.70	03
110241 ARTHUR ZANOTTI	12/31/2015	314.70	03
110242 PAT A. ZWERIN	12/31/2015	314.70	03
110243 STANLEY ZWERIN	12/31/2015	314.70	03
110244 FELICIANO, RAFAEL	1/8/2016	132.94	03

46,029.47

-	04
-	04

-	09
-	09

-	13
-	13

56445 CITY OF GARFIELD	12/8/2015	22,327.26	55
56446 LODI WATER DEPT	12/8/2015	182,427.69	55
56447 BOROUGH OF ELMWOOD PARK	12/4/2015	679,635.70	55
56448 LODI WATER DEPT	12/8/2015	-	55
56449 CITY OF PASSAIC - SEWER DIVISI	12/8/2015	790,318.15	55
56450 VALIC C/O CHASE BANK	12/18/2015	6,683.20	55
56451 MASS MUTUAL FINANCIAL GROUP	12/18/2015	744.78	55
56452 NJDWSC	12/14/2015	804,807.83	55
56453 VALIC	12/31/2015	6,128.20	55
56454 MASS MUTUAL FINANCIAL GROUP	12/31/2015	741.78	55
56455 AETNA	12/30/2015	418.80	55

56456 CITY OF GARFIELD	12/30/2015	281,900.14	55
56457 BOROUGH OF ELMWOOD PARK	12/30/2015	141,902.10	55
56458 LODI WATER DEPT	12/30/2015	-	55
56459 LODI WATER DEPT	12/30/2015	90,863.49	55
56460 LODI WATER DEPT	1/8/2016	38,809.64	55
56461 CITY OF PASSAIC - SEWER DIVISI	1/8/2016	259,344.36	55
56462 BOROUGH OF ELMWOOD PARK	1/8/2016	6,444.79	55
56463 CITY OF GARFIELD	1/8/2016	64,689.98	55
		-	55

3,378,187.89

CHECK NUMBER	VENDOR NUMBER	SEQ#	VENDOR NAME	CHECK DATE	CHECK AMOUNT	DISCOUNTS/RETAINAGE TAKEN
141759	4743	00	A & M INDUSTRIAL, INC.	01/20/2016	813.94	.00
141760	831	00	A W CHESTERSON CO	01/20/2016	6,888.00	.00
141761	1122	00	A W MEYER CO	01/20/2016	6,176.00	.00
141762	4288	00	ACCREDITED LOCK SUPPLY COMPANY	01/20/2016	648.66	.00
141763	718	00	ACCURATE WASTE REMOVAL SVCS, INC.	01/20/2016	159.00	.00
141764	4579	00	ACTIVE DATA SOLUTIONS	01/20/2016	72,033.50	.00
141765	4784	00	HONEYWELL INTERNATIONAL- ADI	01/20/2016	583.43	.00
141766	3881	00	AGL WELDING SUPPLY CO INC	01/20/2016	239.80	.00
141767	4	00	ALM NINO CORP	01/20/2016	171.60	.00
141768	4574	00	ALL JERSEY GARAGE DOOR, INC	01/20/2016	662.00	.00
141769	4243	00	ALL SERVICE HOSE & HYDRAULIC CO.	01/20/2016	295.00	.00
141770	25	00	AMERICAN HOSE & HYDRAULIC CO.	01/20/2016	250.28	.00
141771	2860	00	ANSERVE, INC.	01/20/2016	199.75	.00
141772	4390	00	ATHENIA MASON SUPPLY COMPANY	01/20/2016	208.99	.00
141773	52	00	BATTINELLI ENTERPRISES, INC.	01/20/2016	7,100.00	.00
141774	4628	00	BELLA CLEANING & CATRING, LLC	01/20/2016	2,154.89	.00
141775	4705	00	BLACK & VEATCH CORPORATION	01/20/2016	4,172.50	.00
141776	2298	00	BOMARK INSTRUMENTS INC	01/20/2016	2,196.00	.00
141777	76	00	BRENT MATERIAL COMPANY	01/20/2016	11,128.00	.00
141778	2899	00	CAMP AUTO & TRUCK TOWING & RECOVERY	01/20/2016	175.00	.00
141779	3570	00	CAPITOL SUPPLY CONSTRUCTION PRODUCT	01/20/2016	1,728.00	.00
141780	376	00	CHAS CONNOLLY DIST	01/20/2016	146.46	.00
141781	1226	00	CUSTOM CONTAINER SOLUTIONS LLC	01/20/2016	104.34	.00
141782	4715	00	CUTTERS EDGE	01/20/2016	4,975.00	.00
141783	129	00	DAVE HEINER ASSOCIATES INC	01/20/2016	90.00	.00
141784	561	00	ECONOMY PAPER & REST. SUPPLY	01/20/2016	6,336.00	.00
141785	835	00	EMILCOTT ASSOCIATES, INC.	01/20/2016	1,205.29	.00
141786	305	00	FDR NORTH LLP	01/20/2016	12,452.08	.00
141787	2809	00	FETTER FORD INC	01/20/2016	2,100.00	.00
141788	4011	00	FISHER SCIENTIFIC, LLC	01/20/2016	606.74	.00
141789	169	00	GAETA RECYCLING COMPANY	01/20/2016	139.42	.00
141790	3367	00	GAMS AUTO SERVICE, INC	01/20/2016	4,124.60	.00
141791	3296	00	GRAYBAR ELECTRIC COMPANY, INC	01/20/2016	381.38	.00
141792	4134	00	GREENWOOD PRODUCTS, INC	01/20/2016	77.20	.00
141793	446	00	GUARANTEED REBUILDERS INC	01/20/2016	13,416.83	.00
141794	3732	00	HALEDON AUTO PARTS INC	01/20/2016	2,874.95	.00
141795	2360	00	HALEDON AUTO PARTS INC	01/20/2016	330.00	.00
141796	211	00	HATCH MOTT MAC DONALD	01/20/2016	VOID	.00
141797	211	00	HALEDON AUTO PARTS INC	01/20/2016	1,600.13	.00
141798	1470	00	HALEDON AUTO PARTS INC	01/20/2016	9,301.02	.00
141799	1174	00	HALEDON AUTO PARTS INC	01/20/2016	176.00	.00
141800	4029	00	HALEDON AUTO PARTS INC	01/20/2016	24,001.00	.00
141801	2539	00	HALEDON AUTO PARTS INC	01/20/2016	6,826.00	.00
141802	230	00	HALEDON AUTO PARTS INC	01/20/2016	2,112.74	.00
141803	4398	00	HALEDON AUTO PARTS INC	01/20/2016	975.00	.00
141804	4033	00	HALEDON AUTO PARTS INC	01/20/2016	998.00	.00
141805	149	00	HALEDON AUTO PARTS INC	01/20/2016	743.35	.00
141806	4351	00	HALEDON AUTO PARTS INC	01/20/2016	4,236.47	.00
141807	4766	00	HALEDON AUTO PARTS INC	01/20/2016	34,000.00	.00
141808	3569	00	HALEDON AUTO PARTS INC	01/20/2016	587.91	.00

PROGRAM: CM348U
PASSAIC VALLEY WATER COMMISSION
BANK 00 North Fork A/P CURRENT FUND

CHECK NUMBER	VENDOR NUMBER	SEQ#	VENDOR NAME	CHECK DATE	CHECK AMOUNT	DISCOUNTS/RETAINAGE TAKEN
141810	3758	00	MILLENNIUM COMMUNICATIONS GROUP INC	01/20/2016	25,200.00	.00
141811	2190	00	MILLER ENERGY INC.	01/20/2016	3,156.04	.00
141812	314	00	MUELLER COMPANY	01/20/2016	10,573.31	.00
141813	4571	00	MUTUAL SCREW & SUPPLY	01/20/2016	752.00	.00
141814	4414	00	NEC CORPORATION OF AMERICA	01/20/2016	11,941.51	.00
141815	2834	00	NEW JERSEY FIRE EQUIPMENT LLC	01/20/2016	891.00	.00
141816	3686	00	NORTHERN SAFETY CO. INC	01/20/2016	893.07	.00
141817	4184	00	ONE CALL CONCEPTS, INC.	01/20/2016	1,350.02	.00
141818	2084	00	P & A AUTO PARTS	01/20/2016	278.61	.00
141819	787	00	PAIGE COMPANY CONTAINERS, INC	01/20/2016	718.00	.00
141820	356	00	PASSAIC METAL PRODUCTS COMPANY	01/20/2016	3,690.00	.00
141821	360	00	PATERSON STAMP DIVISION	01/20/2016	156.00	.00
141822	4190	00	PEN ASSET MANAGEMENT, LLC	01/20/2016	2,676.70	.00
141823	4742	00	PINE BROOK TIRE COMPANY	01/20/2016	1,087.80	.00
141824	348	00	PM INDUSTRIAL SUPPLY INC	01/20/2016	132.00	.00
141825	3389	00	POWERS SERVICE COMPANY, INC.	01/20/2016	1,250.00	.00
141826	4670	00	R. SPARK, INC.	01/20/2016	79,282.00	1,618.00
141827	4169	00	REXINGTON, VERNICK & ARANGO ENGRS	01/20/2016	3,450.38	.00
141828	397	00	REPAIR WELDING LLC	01/20/2016	3,700.00	.00
141829	4225	00	RICCIARDI BROTHERS OF PATERSON CORP	01/20/2016	60.11	.00
141830	402	00	RICCO BUSINESS SYSTEMS, INC.	01/20/2016	116.85	.00
141831	633	00	RUTGERS UNIVERSITY	01/20/2016	250.00	.00
141832	4342	00	SAMM SOUND DISTRIBUTORS	01/20/2016	2,850.00	.00
141833	423	00	SCALES INDUSTRIAL TECHNOLOGIES INC	01/20/2016	750.00	.00
141834	3478	00	STEADYFLOW SERVICES, INC.	01/20/2016	1,400.00	.00
141835	452	00	STEELPAB	01/20/2016	7,722.01	.00
141836	4309	00	SUPERIOR SERVICES, LLC	01/20/2016	7,631.25	.00
141837	4565	00	T & R AUTOMOTIVE DIST	01/20/2016	8,920.59	.00
141838	4070	00	TANIS CONCRETE, INC.	01/20/2016	1,300.00	.00
141839	4691	00	TEC SOLUTIONS	01/20/2016	952.13	.00
141840	4763	00	THE SPYGLASS GROUP, LLC	01/20/2016	9,649.20	.00
141841	4265	00	THE TRAINING CENTER	01/20/2016	550.00	.00
141842	2718	00	THOMSON REUTERS - WEST	01/20/2016	938.70	.00
141843	1351	00	TILCON NEW YORK, INC.	01/20/2016	755.94	.00
141844	4328	00	TREPTOW FLOOR COVERING SERVICES	01/20/2016	2,699.00	.00
141845	4510	00	U.S. SECURITY ASSOCIATES, INC.	01/20/2016	7,945.12	.00
141846	3246	00	UNITED FEDERATED SYSTEMS	01/20/2016	1,346.33	.00
141847	2230	00	VAC SHACK	01/20/2016	4,139.36	.00
141848	3231	00	VALLEY TECH, INC.	01/20/2016	14,868.00	.00
141849	4581	00	VERONA INDUSTRIAL & BUILDING SUPPLY	01/20/2016	2,624.66	.00
141850	489	00	VWR INTERNATIONAL, LLC	01/20/2016	576.58	.00
141851	201	00	W W GRAINGER INC	01/20/2016	1,168.00	.00
141852	3771	00	W.B. MASON COMPANY, INC.	01/20/2016	23.65	.00
141853	1206	00	WALINGTON PLUMBING SUPPLY, INC.	01/20/2016	163.96	.00
141854	3439	00	WATERS, MC PHERSON, MC NEILL	01/20/2016	600.00	.00
141855	759	00	ZEE MEDICAL SERVICE	01/20/2016	243.25	.00

NUMBER OF CHECKS

97

GRAND TOTAL

485,125.38

1,610.79

PREPARED 1/12/2016, 11:26:35

ACCOUNTS PAYABLE PRELIMINARY CHECK REGISTER

PAGE 1
DISBURSEMENT PERIOD 01/2016

PROGRAM: GM348U
PASSAIC VALLEY WATER COMMISSION
BANK 04 NORTH FORK SELF INSURANCE ACCT

CHECK NUMBER	VENDOR NUMBER	SEQ#	VENDOR NAME	CHECK DATE	CHECK AMOUNT	DISCOUNTS/RETAINAGE TAKEN
990665	2632	00	ELIZABETH MC DERMOTT	01/20/2016	277.08	.00
NUMBER OF CHECKS				1	GRAND TOTAL	277.08

REORGANIZATION OF THE BOARD FOR THE YEAR 2016:

(President turns Chair over to General Counsel):

- A. Election of Officers & Administer Oaths of Office.
- B. Officers assume their duties; President takes the Chair.
- C. Remarks of out-going/in-coming Officers.

REGULAR ORDER OF BUSINESS (roll call)

COMMITTEE REPORTS

EXECUTIVE DIRECTOR'S REPORT



Executive Director's Report
For the Months
Of
December, November & October, 2015

Joseph A. Bella
January 20, 2016
Board Meeting

1. Finance and Accounting
2. Customer Service/Distribution Operations
3. Engineering
4. Information Technology Services
5. Plant Operations
6. Purchasing

~ Addendum: Laboratory Data Summary

~ Attachments: Call & Work Order charts, aged arrears,
Safe Drinking Water Act compliance &
Chemical Cost summaries

1. FINANCE AND ACCOUNTING OPERATIONS

December: The total flow from the Plant increased from 2,132 million gallons in December, 2014, to 2,151 million gallons in December, 2015, by 19 million gallons. This equals an increase of .6 million gallons per day; at the wholesale rate of \$2,389.12 per million gallons, this is equivalent to \$45,632.19 increase in revenues for the month.

The total flow from the Plant for the prior reporting period of November, 2015, was 2,246 million gallons. December, 2015, has seen a decrease of 3 million gallons per day which is equivalent to \$225,772 decrease in revenues for the month.

November: The total flow from the Plant increased from 2,182 million gallons in November, 2014, to 2,246 million gallons in November, 2015, by 64 million gallons. This equals an increase of 2.12 million gallons per day; at the wholesale rate of \$2,389.12 per million gallons, this is equivalent to \$151,948 increase in revenues for the month.

The total flow from the Plant for the prior reporting period of October, 2015, was 2540 million gallons. November, 2015, has seen a decrease of 9.5 million gallons per day which is equivalent to a decrease of \$703,357 in revenues for the month.

October: The total flow from the Plant increased from 2,253 million gallons in October, 2014, to 2,540 million gallons in October, 2015, by 287 million gallons. This equals an increase of 9.26 million gallons per day; at the wholesale rate of \$2,389.12 per million gallons, this is equivalent to \$685,677 increase in revenues for the month.

The total flow from the Plant for the prior reporting period of September, 2015, was 3,342 million gallons. October, 2015, has seen a decrease of 25.9 million gallons per day which is equivalent to a decrease of \$1,916,074 in revenues for the month.

The large decreases in flows in October are due to an increase of rain in the months of October and November.

2. CUSTOMER SERVICE/DISTRIBUTION OPERATIONS

- For December, 2015, the total Customer Service calls were 8,757; the call-rate abandonment for December, 2015, was four percent for a total of 310 abandoned calls.
- Total Customer Service calls for November, 2015, were 8,890; total call-rate abandonment was five percent for a total of 363 abandoned calls.
- Year-to-date Customer Service calls for 2014 were 119,442; the call-rate abandonment for the year 2014 was five percent (4,744 calls).
- For 2015, total year-to-date Customer Service calls were 121,932; the total call-rate abandonment year-to-date for year 2015 was five percent (5,186 calls).
- For November, 2015, total Customer Service calls were 8,890; total call-rate abandonment was five percent for a total of 363 abandoned calls.

- Total Customer Service calls for October, 2015, were 9,703; the call-rate abandonment for October, 2015, was five percent for a total of 383 abandoned calls.
- Year-to-date Customer Service calls for 2014 were 119,442; the call-rate abandonment for the year 2014 was five percent (4,744 calls).
- Year-to-date Customer Service calls for 2015 are 113,175; the call-rate abandonment year-to-date for year 2015 is 4.31 percent (4,875 calls).
- For October, 2015, total Customer Service calls were 9,703; the call-rate abandonment for October, 2015, was five percent for a total of 383 abandoned calls.
- Total Customer Service calls for September, 2015, were 11,505; total call-rate abandonment was six percent for a total of 533 abandoned calls.
- Year-to-date Customer Service calls for 2014 were 119,442; the call-rate abandonment for the year 2014 was five percent (4,744 calls).
- Year-to-date Customer Service calls for 2015 are 104,285; the call-rate abandonment year-to-date for year 2015 is 4.33 percent (4,512 calls).

Customer Information System

- Completed.

Distribution Operations

- **December, 2015:** for the month there were 1,183 work orders and 18 radio reads were installed on large, monthly-commercial accounts.
- For the month of November, 2015, there were 967 work orders and 22 radio reads were installed on large, monthly commercial accounts.
- Total work orders for 2014 were 15,033. Year-to-date work orders for 2015 are 14,110.
- There were 9 main breaks in December, 2015, and 12-main breaks in December, 2014.
- There were 19 main breaks in November, 2015, and four-main breaks in November, 2014.
- Year-to-date total main breaks for 2015 are 211.
- A total of 175 main breaks occurred in 2014; 165 main breaks occurred during 2013.
- Fifty Employees worked 699 overtime hours in December, 2015; year-to-date overtime hours are 12,119.
- Fifty Employees worked 990 overtime hours in November, 2015.
- **November, 2015:** for the month there were 967 work orders and 22 radio reads were installed on large, monthly commercial accounts.
- For the month of October, 2015, there were 1,101 work orders and 25 radio reads were installed on large, monthly commercial accounts.
- Total work orders for 2014 were 15,033. Year-to-date work orders for 2015 are 11,960.
- There were 19 main breaks in November, 2015, and four-main breaks in November, 2014.
- There were also 19 main breaks in October, 2015, and seven main breaks in October, 2014.
- Year-to-date total main breaks for 2015 are 202.
- A total of 175 main breaks occurred in 2014; 165 main breaks occurred during 2013.
- Fifty-two Employees worked 810 overtime hours in October, 2015.

- Fifty Employees worked 990 overtime hours in November, 2015.
- **October, 2015:** for the month there were 1,101 work orders and 25 radio reads were installed on large, monthly commercial accounts.
- For the month of September, 2015, there were 1,445 work orders and 37 radio reads were installed on large, monthly commercial accounts.
- Total work orders for 2014 were 15,033. Year-to-date work orders for 2015 are 11,960.
- There were two main breaks in September, 2015, and four-main breaks in September, 2014.
- There were 19 main breaks in October, 2015, and seven main breaks in October, 2014.
- Year-to-date total main breaks for 2015 are 183.
- A total of 175 main breaks occurred in 2014; 165 main breaks occurred during 2013.
- Fifty-two Employees worked 810 overtime hours in October, 2015.
- Fifty Employees worked 348 overtime hours in September, 2015.

3. ENGINEERING DEPARTMENT

Current Projects ~ December, 2015

- As part of the long-term initiative of Passaic Valley Water Commission (PVWC) to increase replacement of existing-failing piping, while continuing the current cleaning and lining program, several pipe replacement projects have been identified and are currently in the planning and design phase. Following completion of design, it is anticipated each of these projects will be issued in sequence with minimized overlapping such that timing of each issuance for public bidding will be guided by the extent of difficulties (such as unforeseen subsurface conditions) encountered as each successive pipe replacement contract unfolds.
- Construction of the seismic retrofit of New Street Reservoir Dam is completed. An underwater inspection by divers revealed portions of the upstream faces of the dam require extensive repairs. Contract 15-B-38 entitled "Upstream Rehabilitation of New Street Reservoir Dam" to address completion of the necessary repairs will be advertised for public bidding in February, 2016.
- The National Park Service (NPS) has requested Passaic Valley Water Commission convey its ownership of PVWC property contained within the Great Falls National Historical Park to them; and, they have prepared various-draft documents with proposed reserved rights, terms and conditions for review by PVWC. Following review of the above referenced information, NPS' proposed approach will be brought to the Commission for further discussion and consideration.
- Construction of the new Verona tank is now completed and the tank has been placed in service. Design of the bid contract to rehabilitate the existing adjacent Verona tank is now completed and will be advertised for public bidding shortly.

- The portion of the cleaning and lining contract in Clifton is completed. Remaining portions of cleaning and lining in North Arlington and Paterson included under this contract will commence in the spring.
- The RFP for the previously approved professional services project for design and construction administration services for improvements to the residuals storage and handling facilities will be advertised under the Fair and Open process after incorporating any changes resulting from a final review by PVWC Staff.
- PVWC's consultant for the meter-replacement project is continuing the evaluation of the feasibility of bidding a single multi-year contract to have a contractor furnish and install replacement water meters and a turnkey fixed-base radio meter reading system to serve PVWC's Distribution System compared to a phased-in approach to PVWC's meter replacement program for meters in PVWC's. Regardless of which alternative for meter replacement PVWC ultimately decides, PVWC will still need to continue periodically bidding for procurement of replacement parts to repair/replace PVWC's existing malfunctioning/failing meters and related equipment in PVWC's Distribution System.
- Furnishing and installation of new equipment and other contract Work under the remote sites Supervisory Control and Data Acquisition (SCADA) project is continuing. The SCADA project is anticipated to be completed in late spring of next year.
- Rehabilitation of PVWC's Hydroelectric Generators:

Proposals for professional services to assist PVWC with the design (including feasibility study and design, preparation of bid documents, and services during construction) for rehabilitation of PVWC's hydroelectric generators and related facilities has been received and are currently being evaluated.

This rehabilitation project will consist of two separate bid contracts, the first to rehabilitate the penstock and penstock bypass valves and isolation stop-logs, and the second to sequentially rehabilitate the hydroelectric generators. An initial feasibility analyses will be conducted to determine the number of hydroelectric generator units that should be included for rehabilitation. Following award of the contracts, the rehabilitation phases of the project are anticipated to take place in stages over at least a two-year period with each of the contracts staggered, but anticipated to be implemented concurrently.

- Horizontal Split-Case Pump Rehabilitation Contract: Bid documents will be prepared to replace the existing valves that will be needed to individually isolate those pumps for the future pump rehabilitation project. Sequential rehabilitation of the pumps will take place, either under a separate publically bid contract following completion of the valve rehabilitation contract, or under a combined contract to rehabilitate the valves as well as the pumps. Following a decision as to the most appropriate approach, the bid documents for the separate (or combined) project will be prepared and issued for public bidding.

- Grant/Loan/NJEIT Funding: PVWC's Engineering Department continues coordination with New Jersey Environmental Infrastructure Trust regarding upcoming projects and future, loan-forgiveness opportunities.
- Departmental Support: Assisted other PVWC Departments (Purification, Distribution, Maintenance and Legal) on Engineering-related matters, such as wholesale billing, allocation-related issues, interconnecting testing, regulatory interfacing related to the dams, the DPCC program and other regulatory-related issues.

Long-Term Ongoing Projects

- Levine Water Storage Improvements Project

The public outreach and workshop activities for the Levine Water Storage Improvements project are continuing. One public-outreach workshop was completed on Saturday, November 14, 2015, with the other workshop to follow on the evening of November 19, 2015.

- Standby Power Generation System at the Plant, Levine, Great Notch and New Street Water Storage Improvements

In accordance with discussions with New Jersey Department of Environmental Protection (NJDEP), and as authorized by the Commission, PVWC's requested schedule extension from NJDEP to delay the advertising of the generators for approximately 90 days while HUD/Sandy/SRF financing options are pursued has been granted.

- Geographical Information Systems (GIS)-Customer Account Validation

The refined customer account database continues being checked by PVWC's Engineering and Distribution Departments to verify reconciliation of all account discrepancies.

- NJDOT: Coordinated with officials from the New Jersey Department of Transportation regarding ongoing projects and impact on PVWC Facilities.

Current Projects ~ November, 2015

- As part of PVWC's long-term initiative to increase replacement of existing-failing piping, while continuing the current cleaning and lining program, several pipe replacement projects have been identified and are currently in the planning and design phase. Following completion of design, it is anticipated that each of these projects will be issued in sequence with minimized overlapping such that the timing of each issuance for public bidding will be guided by the extent of difficulties (such as unforeseen subsurface conditions) encountered as each successive pipe replacement contract unfolds.

- The National Park Service (NPS) has requested PVWC convey its ownership of PVWC property contained within the Great Falls National Historical Park to them; and, they have prepared various draft documents with proposed reserved rights, terms and conditions for review by PVWC. Following review of the above referenced information, NPS' proposed approach will be brought to the Commission for further discussion and consideration.
- Construction of the new Verona tank is now completed, the tank has been placed in service, and the design of the bid contract to rehabilitate the existing adjacent Verona tank is currently and is anticipated to be completed shortly.
- The portion of the cleaning and lining contract in Clifton is completed. Remaining portions of cleaning and lining in North Arlington and Paterson included under this contract will commence in the spring.
- Construction of the seismic retrofit of New Street Reservoir Dam is completed. An underwater inspection by divers revealed that portions of the upstream faces of the dam require extensive repairs. Contract 15-B-38 entitled "Upstream Rehabilitation of New Street Reservoir Dam" to address completion of the necessary repairs will be advertised for public bidding in January, 2016.
- The RFP for the previously approved professional services project for design and construction administration services for improvements to the residuals storage and handling facilities is essentially complete. This RFP will be advertised under the Fair and Open process after incorporating any changes resulting from a final review by PVWC Staff.
- PVWC's consultant for the meter replacement project is evaluating the feasibility of bidding a single multi-year contract to have a contractor furnish and install replacement water meters and a turnkey fixed-base radio meter reading system to serve PVWC's Distribution System compared to a phased-in approach to PVWC's meter replacement program for meters in PVWC's Distribution System. Regardless of which alternative for meter replacement PVWC ultimately decides, PVWC will still need to continue periodically bidding for procurement of replacement parts to repair/replace PVWC's existing malfunctioning/failing meters and related equipment in PVWC's Distribution System. This feasibility study and report is anticipated to be completed within the next several months.
- Furnishing and installation of new equipment and other contract Work under the remote sites SCADA project is continuing. Much of the wiring at the remote sites has been completed, and PVWC is preparing a resolution to procure (under a NJ State Contract) cellular dedicated lines to replace existing copper leased lines (which effort is anticipated to result in net savings to PVWC) and which will improve communications reliability between PVWC's remote sites and the Plant. The SCADA project is anticipated to be completed in late spring of next year.
- Rehabilitation of PVWC's Hydroelectric Generators:

The Request for Proposals (RFP)'s for professional services to assist PVWC with the design (including feasibility study and design, preparation of bid documents, and services

during construction) for rehabilitation of PVWC's hydroelectric generators and related facilities has been advertised with proposals scheduled to be received December 1, 2015.

This rehabilitation project will consist of two, separate-bid contracts, the first to rehabilitate the penstock and penstock bypass valves and isolation stop-logs, and the second to sequentially rehabilitate the hydroelectric generators. An initial feasibility analyses will be conducted to determine the number of hydroelectric generator units that should be included for rehabilitation. Following award of the contracts, the rehabilitation phases of the project are anticipated to take place in stages over at least a two-year period with each of the contracts staggered but anticipated to be implemented concurrently.

- **Horizontal Split-Case Pump Rehabilitation Contract:** Bid documents will be prepared to replace the existing valves that will be needed to individually isolate those pumps for the future pump rehabilitation project. Sequential rehabilitation of the pumps will take place, either under a separate publically bid contract following completion of the valve rehabilitation contract, or under a combined contract to rehabilitate the valves as well as the pumps. Following a decision as to the most appropriate approach, the bid documents for the separate (or combined) project will be prepared and issued for public bidding.
- **Grant/Loan/NJEIT Funding:** PVWC's Engineering Department continues coordination with New Jersey Environmental Infrastructure Trust regarding upcoming projects and future loan forgiveness opportunities.
- **Departmental Support:** Assisted other PVWC Departments (Purification, Distribution, Maintenance, and Legal) on Engineering-related matters, such as wholesale billing, allocation-related issues, interconnecting testing, regulatory interfacing related to the dams, the DPCC program, and other regulatory-related issues.

Long-Term Ongoing Projects

- Levine Water Storage Improvements Project

The public outreach and workshop activities for the Levine Water Storage Improvements project are continuing. One public outreach workshop was completed on Saturday, November 14, 2015, with the other workshop to follow on the evening of November 19, 2015.

- Standby Power Generation System at the Plant, Levine, Great Notch, and New Street Water Storage Improvements

In accordance with discussions with NJDEP, and as authorized by the Commission, PVWC's requested schedule extension from NJDEP to delay the advertising of the generators for approximately 90 days while HUD/Sandy/SRF financing options are pursued has been granted.

- Geographical Information Systems (GIS)-Customer Account Validation

The refined, customer-account database continues being checked by PVWC's Engineering and Distribution Departments to verify reconciliation of all account discrepancies.

- NJDOT: Coordinated with officials from the New Jersey Department of Transportation regarding ongoing projects and the impact on PVWC facilities.

October, 2015 Projects:

- The National Park Service (NPS) has requested PVWC convey its ownership of PVWC property contained within the Great Falls National Historical Park to them; and, they have prepared various draft documents with proposed reserved rights, terms and conditions for review by PVWC. Following review of the above referenced information, NPS' proposed approach will be brought to the Commission for further discussion and consideration.
- Construction of the new Verona tank is now completed; the tank has been placed in service and the design of the bid contract to rehabilitate the existing adjacent Verona tank will commence shortly.
- The portion of the cleaning and lining contract in Clifton is completed. Remaining portions of cleaning and lining in North Arlington and Paterson included under this contract will commence in the spring.
- Construction of the seismic retrofit of New Street Reservoir Dam is completed. An underwater inspection by divers revealed portions of the upstream faces of the dam require extensive repairs. Contract 15-B-38 entitled, "Upstream Rehabilitation of New Street Reservoir Dam," to address completion of the necessary repairs, will be advertised for public bidding in January, 2016.
- The Request for Proposal (RFP) for the previously approved professional services project for design and construction administration services for improvements to the residuals storage and handling facilities is essentially complete. This RFP will be advertised under the Fair and Open process after incorporating any changes resulting from a final review by PVWC Staff.
- As part of PVWC's long-term initiative to increase replacement of existing failing piping while continuing the current cleaning and lining program, several pipe replacement projects have been identified and are currently in the planning and design phase. Following completion of design, it is anticipated each of these projects will be issued in sequence with minimized overlapping such that timing of each issuance for public bidding will be guided by the extent of difficulties (such as unforeseen subsurface conditions) encountered as each successive pipe replacement contract unfolds.
- PVWC's consultant for the meter replacement project is currently evaluating the feasibility of bidding a single, multi-year contract to have a contractor furnish and install replacement water

meters and a turnkey fixed-base radio meter reading system to serve PVWC's Distribution System compared to a phased-in approach to PVWC's meter replacement program for meters in PVWC's. Regardless of which alternative for meter replacement PVWC ultimately decides, PVWC will still need to continue periodically bidding for procurement of replacement parts to repair/replace PVWC's existing malfunctioning/failing meters and related equipment in PVWC's Distribution system.

- Furnishing and installation of new equipment and other contract Work under the remote sites SCADA project is continuing. The SCADA project is anticipated to be completed in late spring of next year.
- Rehabilitation of PVWC's Hydroelectric Generators:

The Request for Proposals (RFP)'s for professional services to assist PVWC with the design (including feasibility study and design, preparation of bid documents, and services during construction) for rehabilitation of PVWC's hydroelectric generators and related facilities has been advertised with proposals scheduled to be received December 1, 2015.

This rehabilitation project will consist of two separate bid contracts, the first to rehabilitate the penstock and penstock bypass valves and isolation stop-logs, and the second to sequentially rehabilitate the hydroelectric generators. An initial feasibility analyses will be conducted to determine the number of hydroelectric generator units that should be included for rehabilitation. Following award of the contracts, the rehabilitation phases of the project are anticipated to take place in stages over at least a two-year period with each of the contracts staggered, but anticipated to be implemented concurrently.

- Horizontal Split-Case Pump Rehabilitation Contract: Bid documents will be prepared to replace the existing valves that will be needed to individually isolate those pumps for the future pump rehabilitation project. Sequential rehabilitation of the pumps will take place, either under a separate publically bid contract following completion of the valve rehabilitation contract, or under a combined contract to rehabilitate the valves as well as the pumps. Following a decision as to the most appropriate approach, the bid documents for the separate (or combined) project will be prepared and issued for public bidding.
- Grant/Loan/NJEIT Funding: PVWC's Engineering Department continues coordination with New Jersey Environmental Infrastructure Trust regarding upcoming projects and future, loan-forgiveness opportunities.
- Departmental Support: Assisted other PVWC Departments (Purification, Distribution, Maintenance, and Legal) on Engineering-related matters, such as wholesale billing, allocation-related issues, interconnecting testing, regulatory interfacing related to the dams, the DPCC program, and other regulatory-related issues.

Long-Term Ongoing Projects

- Levine Water Storage Improvements Project

The public outreach and workshop activities for the Levine Water Storage Improvements project are continuing. One, public-outreach workshop was completed on Saturday, November 14, 2015, with the other workshop to follow on the evening of November 19, 2015.

- Standby Power Generation System at the Plant, Levine, Great Notch, and New Street Water Storage Improvements

In accordance with discussions with NJDEP, and as authorized by the Commission, PVWC's requested-schedule extension from NJDEP to delay the advertising of the generators for approximately 90 days while HUD/Sandy/SRF financing options are pursued has been granted.

- Geographical Information Systems (GIS)-Customer Account Validation

The refined customer account database continues being checked by PVWC's Engineering and Distribution Departments to verify reconciliation of all account discrepancies.

- NJDOT: Coordinated with officials from the New Jersey Department of Transportation regarding ongoing projects and their impact on PVWC facilities.

4. INFORMATION TECHNOLOGY SERVICES

Yitzchak Weiss will report.

5. PLANT OPERATIONS

MAINTENANCE AND CONSTRUCTION

Executive Summary ~ December, 2015

- Completed work on correcting violations from State inspections on boilers.
- Started working on new boilers for Dry Polymer System hot water.

MAINTENANCE

- Quarterly Ozone PM Inspection
- Pulling fiber cable for SCADA
- Repair leaking hose bib in Residual Buildings
- Operate valve in basement of Pump Station to back pressure Wanaque line
- Remove shaft and bearings from wash water transfer pump
- Repair packing gland on valve in basement of Main Pump Station
- Grease bearings on traveling screens

- Install sump pump in new Mt. Prospect pit
- Paint pipe for Wanaque line
- Replace actuator on containment area valve
- Unclog sink in Clifton
- Replace heaters at remote station
- Wire onsite actuator for containment area valve
- New turbimeter for the decant line
- Fixing hose on 6-inch diesel pump
- Museum trough for electric
- Washing troughs on thickeners
- Checked air vent in cemetery for Jackson Avenue
- Carabella Avenue, Lodi to shut down the building
- Lime pit unclogged discharge line & cleaned pit
- Lime pit replaced both 3-inch check valves
- Screen house & removed a big log from bar rack

LFWTP MAINTENANCE

- Contactors
- Clarifier
 - Train 2 installed new SCD meter
 - Dewatering Station
- Dry Polymer System - working on new boilers for Dry Polymer System
- Equalization Basin
- Filters
 - Replace sample line filter F-1
 - Anchor control water line filter G-2
 - Replace sample line filter F-1
 - Replace half-inch ball valves on filter A-4
- LOX Facility
- Microsand Transfer Tank
- Ozone System –
 - Install demister on Ozone Destruct #2
 - Installed new Ozone meter in Ozone destruct room
 - Check/replace relief valve on CLCWS system #2
- PACL System
- Residual Treatment Facility –
 - Install new turbidity meter on decant line
- Sand Recirculation Pumps –
 - Travelling Screens
- Trash Rake
- Wash Water Pumps - Install seal water line on wash water pump #2

Transmission

- Airport Pump Station -
- Industrial Pump Station - Change oil on industrial pump #3
- Morris County Pump Station
- Totowa Pump Station
- Transfer Pumps -
 - Transfer pump #1 adjusted packing & cleaned pump wells
 - Transfer #1 started repacking pump and replacing eye bolt for packing gland
 - Repaired leak on transfer #1 supply water line
- Verona Pump Station - Change oil on Verona pump #3
- Wanaque Pump Station - Close valves on Wanaque Pump #5
- Wanaque South Pump Station

Chemical Feed System

- Went to Botany PS #2 hypo pump was air bound, bled pump
- Repaired the plunger on the dry polymer mixer for system #2
- Installed a check valve on Hypo #2 pump Nosenzo Pond
- Removed the flow sensor from the #5 corrosion control pump at Great Notch
- Repaired the Hypo leak on the New Street fill line
- Transported 20 gallons of hypo to High Crest PS
- Removed the leaking sulfuric acid ball valve from #2 acid tank and replaced it with a blind flange
- Installed a new wind sock in the chemical truck unloading
- Installed a new oil cover on hydrogen peroxide pump #2
- Installed a new potable eye wash station in the Great Notch corrosion control trailer
- Transported corrosion control for the month 2,000 gallons to Great Notch, Botany and Burhan's Ave
- Installed a new hose pump for hypo at High Crest
- Cleaned out the corp. in the sample pit at Levine Reservoir
- Pumped 2,000 gallons of hypo from tank #4 pumped the hypo into tank #3

Distribution/Remote Facilities

- Point View
- Nosenzo Pond
- Burhan's Ave Pump Station
- High Crest Public Water System –
- Bloomingdale/Riverdale/Mathews Avenue Pump Station
- Great Notch Facilities –
 - Notch regulators to adjust limit switch and repack tell tail on lead regulator
- Dixon Ave

- Garret Heights Pump Station
- Lodi - Rod out line
- New Street Pump Station
- Levine Reservoir
- Lincoln Park PS
- Botany Pump Station
- Pressure Regulators/Air Release Valves –
 - Rebuild 6-inch GA regulator and pilot in Garfield
- Sunset Pit - Rebuild regulator at Sunset Pit
- Prospect Park Pump Station
- Hepburn Road - Check/replace sump pump at Hepburn Road
- Jackson Ave Pump Station -
- East Side Pump Station -
- Wanaque South
- Great Falls - Great Falls pump station put plate on valve
- Redwood Ave Pump Station - Redwood Ave pump station grinded off bolts check valve and replaced with new bolt

November, 2015

- Painting hallway in Clifton Administration Building before the dedication in December.

MAINTENANCE

- Work with Spectraserv cleaning Equalization Basins #1 and #2
- Wash/Inspect Settling Tubes Basins #1, #2, #3 and #4
- Unclog bypass line from STB/Lime Pit to Residuals Holding Tank #3
- Repair troughs in Filters C-3 and D-4
- Mount lights on Emergency Generator Room
- Repair broken windows in Main Pump Station
- Working on instrumentation and signals for Main Pump Station charts
- Installing Cyber Locks at remote stations
- Replace turbidimeter at the Raw Water Pump
- Replace heater on Ozone Destruct Unit #2
- Open water feed valve to Carbon Building
- Paint 48-inch coupling for the Wanaque line
- Operate 48-inch valve for the Wanaque line

LFWTP MAINTENANCE

- Contactors
- Clarifier
- Dewatering Station
- Dry Polymer System
- Equalization Basin – Spectraserv in to clean both basins

- Filters
- LOX Facility
- Microsand Transfer Tank – cleaned tanks
- Ozone System
- PACL System
- Residual Treatment Facility
- Sand Recirculation Pumps
- Travelling Screens – grease bearings, repair leak on seal water line for spray pump
- Trash Rake
- Wash Water Pumps

Transmission

- Airport Pump Station
- Industrial Pump Station
- Morris County Pump Station – replace filters in MCC room
- Totowa Pump Station – rebuild check valve on pump #2
- Transfer Pumps
- Verona Pump Station
- Wanaque Pump Station
- Wanaque South Pump Station

Chemical Feed System

- Repaired cracked fitting on the suction line to Hypo Pump #2 at Great Notch Reservoir
- Replaced gears on Hypo pump #2 in the Plant
- Installed new corrosion control transfer pump and motor for system #1
- Cleaned out residuals polymer system 1680 and installed all new suction and discharge hoses
- Pressure washed and cleaned the caustic containment area
- Pumped out 1,500 gallons of hypo from tank #2 and put it in tank #3
- Replaced the hose on hose pump for the corrosion control at Great Notch Reservoir
- Replaced the residuals polymer injector check on system 1680
- Transported 2,050 gallons of corrosion control for the month to Great Notch Reservoir, Botany, and Burhans Ave Pump Stations

Distribution/Remote Facilities

- Point View
- Nosenzo Pond
- Burhan's Ave PS – greased motors, adjust packing on tell tail pump #2
- High Crest Public Water System
- Bloomingdale/Riverdale/Mathews Avenue Pump Station
- Great Notch Facilities – rod out transmitter lines, operate regulators to check when they will open/close
- Dixon Ave

- Garret Heights Pump Station
- Lodi - Rod out line
- New Street Pump Station Levine Reservoir
- Lincoln Park PS
- Botany Pump Station – replaced 1” check valve on pump #4
- Pressure Regulators/Air Release Valve
- Sunset Pit - Rebuild regulator at Sunset Pit
- Prospect Park Pump Station
- Hepburn Rd.
- Jackson Ave Pump Station
- East Side Pump Station – greased motors, rod out transmitter lines
- Wanaque South
- Great Falls – rod out transmitter lines
- Redwood Ave Pump Station – greased motors, rebuild ASCO valve on pump

October, 2015:

Executive Summary

- Working on Jackson Avenue Pump Station checking. Repaired and trying to clean intake in case we need to start pumping.
- Working on correcting violations from State inspections on our boilers.
- Start to dismantle pump at Great Falls Pump Station to prepare for installation of new one.
- Started new pipe and pump job at Mt. Prospect pit in Clifton.

Maintenance

- Work with Mike Crawford in basement of Main Pump Station; weld fitting on 48-inch pipe for wet tap.
- Brought 3000 watt-portable generator with five-gallon gas can to High Crest Lake Pump Station.
- Grease traveling screens.
- Work on door for storage shed by store room.
- Work on wood panels for Supervisory Control and Data Acquisition (SCADA) project.
- Working at Point View Reservoir; cutting weeds on Manor Drive.
- Working at Dare building in Harrison.
- Repair roof at Jackson Avenue Pump Station.
- Drill 3/8-inch holes in 55 Gallon plastic drum for drywall at Mt. Prospect pit.
- Inspect drive chain on river-side traveling screen Underwater Screening Service to inspect also
- Check valve in the base of the dam at Point View Reservoir
- Working on Lindsey Road pit
- Work with Municipal Maintenance on Industrial Pump #3 hydraulic cylinder
- Repair toilet ladies room

- Repair sample tap for Lab at Mini Mart Bloomfield Avenue, Clifton

Little Falls Water Treatment Plant Maintenance

- Contactors
- Clarifier
 - Rod out line on Clarifier #1
 - Working on ozone monitors and in the Clarifier Building
 - Repack wet well pump #102
 - Inspect/Wash clarifier #1 scraper
 - Inspect/repair micro-sand transfer system (tanks/mixer)
- Dewatering Station
- Dry Polymer System
- Equalization Basin
- Filters
 - Repair cylinder on filter E-3 influent valve
 - Replace actuator on filter E-3 influent valve
 - Repaired ASCO on Filter G-2
 - Replace turbidimeter on filter E-2
- LOX Facility
- Microsand Transfer Tank
- Ozone System --
 - Replace ASCO valve on Ozone Generator #3
- PACL System
- Residual Treatment Facility --
 - Repair leak on decant line in the Residuals Treatment Facility
 - Run conduit for residuals holding tank #3 lights
 - Replace air hose for decant line
- Sand Recirculation Pumps
- Travelling Screens
- Trash Rake
- Wash Water Pumps - Check/repair wash water pump #2

Transmission

- Airport Pump Station - Check/repair discharge valve on airport pump #2
- Industrial Pump Station
- Morris County Pump Station --
 - Morris County Pump Station anchor control lines on D-4
 - Morris County Pump Station sump pumps
- Totowa Pump Station
- Transfer Pumps
- Verona Pump Station
- Wanaque Pump Station
- Wanaque South Pump Station

Chemical Feed System

- Installed new gears in hypo pump #2 in the Plant
- Replaced the air fitting on the dry system#1, tank 1A suction valve
- Installed a new hypo hose pump at High Crest Pump Station for the SCADA upgrade
- Installed new floats on the dry polymer mixing tanks for systems 1 and 2
- Replaced the cam-lock fitting on the Hypo fill line at Great Notch Reservoir
- Replaced the leaking caustic suction valve on pump #7
- Replaced the cam-lock fitting on the hypo fill line at Botany Pump Station
- Installed a new injector check and cleaned the line screen on the residual polymer systems 1680 and 1681
- Transported 3000 of corrosion control for the month to Great Notch, Botany and Burhans Ave
- Installed new, water-feed lines at High Crest Pump Station to the eyewash shower and to the new analyzer for the SCADA upgrade

Distribution/Remote Facilities

- Point View
- Nosenzo Pond
- Burhan's Avenue Pump Station
- High Crest Public Water System
- Bloomingdale/Riverdale/Mathews Avenue Pump Station
- Great Notch Facilities –
 - Work with outside contractor cleaning flowmeter at Great Notch Reservoir
- Dixon Ave
- Garret Heights Pump Station
- Lodi - Rod out line
- New Street Pump Station - Repair leaking elbow on New Street pump #2
- Levine Reservoir
- Lincoln Park Pump Station
- Botany Pump Station
- Pressure Regulators/Air Release Valve
- Sunset Pit - Rebuild regulator at Sunset Pit
- Prospect Park Pump Station
- Hepburn Road
- Jackson Ave Pump Station – Worked on cleaning intake.
- East Side Pump Station
- Wanaque South
- Great Falls – Started removing old pump and installing new one.
- Redwood Avenue Pump Station

WATER QUALITY AND TREATMENT OPERATIONS

Little Falls Water Treatment Plant (LFWTP) performance:

- In **December, 2015**, all LFWTP treatment regulatory requirements were met.
- In **December, 2015**, all LFWTP chemical disinfection requirements were met.
- Potassium permanganate was needed for source water treatment in December.
- Primary disinfection with ozone:
 1. The required Inactivation Ratios ($IR = 1.0$) for virus and Giardia disinfection with ozone were met all of the time for all active contactors during December.
- Filtration:
 1. There were no regulatory violations in December for either individual filter effluent or combined filter effluent.
 2. The maximum CFE turbidity in December was 0.07 NTU.
- Residual disinfection with chlorine:
 1. There were no regulatory violations for the chlorine residual concentrations.
 2. The target residual in December was 2.0 mg/L (1.6 to 2.3 mg/L). The range during December for CFE chlorine residual was 1.45 to 2.79 mg/L.
 3. The CFE chlorine residual varied outside of a range of 1.45 to 2.79 mg/L on the following occasion:
 - 12/15/15 due to acid leak
- Finished water (LFWTP) pH:
 1. Finished water pH was usually within the target range of 7.9 to 8.1, and was always between 7.9 and 8.9.

Management/Personnel:

- Waiting on Personnel Department to promote Assistant Water Treatment Plant Operator to Water Treatment Plant Operator. Employee received his T-1 license in December of 2015.

External Activities:

- Attended Revised Total Coliform Rule on 12/9/15.

Source Water:

LFWTP Treatment Processes:

- A-2 filter still out of service (influent valve).
- Hypo Tank #3 & #4 out of service replacing tanks.
- Destruct issues: Resolved

Remote Chemical Feed Stations:

- All remote station chlorine disinfection requirements were met in December 2015.

Distribution Systems:

Consultant Projects:

A. Treatment Process Optimization (Black & Veatch):

B. Residuals Process Optimization (Environmental Engineering & Technology, Inc.):

C. Ozone System Optimization (Process Applications Inc.)

- The primary reason for overtime was filling in shifts as needed (for vacation, sick days, etc.). Summaries of overtime are shown below for all instances of > 1 hour:

Week Starting Date	Standby OT Hours	Emergency OT Hours
12/06/15	15	37.5
12/13/15	16	52.0
12/20/15	17	32.0
12/27/15	16	36.0
Total hours:	64.0	157.50

NOTE: The Totowa Sewerage bill is less in 2015 than in 2014. The charge is \$8,125.42 per quarter (\$32,501.74 per year), down from the 2014 charge of \$14,451.91 per quarter (\$57,807.62 per year). This amounts to an annual savings this year of \$25,305.88 compared to 2014.

Corrosion Inhibitor (Bulk Deliveries) renewed contract – Cost (\$/LB) dropped from 0.427 to 0.376.

Cost Factors:

2015 Monthly Data:					
Month	Volume Produced (MG)	Water Treatment Cost	Residuals Treatment & Disposal Cost	Total Monthly Cost*	Total Cost per MG
January '15	1,592	\$291,168	\$149,794	\$448,907	\$282.00
February '15	1,465	\$319,765	\$192,901	\$520,436	\$355.17
March '15	1,569	\$307,486	\$153,184	\$469,432	\$299.13
April '15	1,282	\$238,739	\$131,275	\$377,027	\$294.00
May '15	1,874	\$465,351	\$130,081	\$601,955	\$321.21
June '15	1,828	\$396,396	\$117,864	\$531,420	\$290.77
July '15	1,965	\$448,929	\$94,646	\$560,609	\$285.37

Aug '15	2,366	\$510,087	\$108,295	\$637,996	\$269.62
Sept '15	2,302	\$601,609	\$177,509	\$816,971	\$347.36
Oct '15	1,713	\$450,161	\$135,460	\$604,425	\$352.88
Nov '15	1,429	\$373,670	\$233,102	\$621,349	\$434.72
Dec '15	1,490	\$322,357	\$164,445	\$501,493	\$336.64

* Total monthly costs also include the chemical treatment costs for the three reservoirs, Great Notch Rd. and Botany Pump Station.

* December, 2015, cost totals include preliminary estimates for the costs at Levine Reservoir, New St. Reservoir, Great Notch Reservoir and Botany Pump Station.

WTP Shutdowns:

- Two shutdowns:
 1. 12/10/15 due to Operator error – did not open the destruct valve.
 - 12/31/15 Electrical shutdown due to car hitting pole on U.S. Highway 46.

Little Falls Water Treatment Plant performance for November 1 - 30, 2015:

- In November, 2015, all LFWTP treatment regulatory requirements were met.
- In November, 2015, all LFWTP chemical disinfection requirements were met.
- Potassium permanganate was needed for source water treatment in November.
- Primary disinfection with ozone:
 1. The required Inactivation Ratios (IR = 1.0) for virus and Giardia disinfection with ozone were met all of the time for all active contactors during November.
- Filtration:
 1. There were no regulatory violations in November for either individual filter effluent or combined filter effluent.
 2. The maximum CFE turbidity in November was 0.11 NTU. Due to Plant shutdown / Start-up
- Residual disinfection with chlorine:
 1. There were no regulatory violations for the chlorine residual concentrations.
 2. The target residual in November was 2.0 mg/L (1.6 to 2.3 mg/L). The range during November for CFE chlorine residual was 0.81 to 3.10 mg/L.
 3. The CFE chlorine residual varied outside of a range of 1.6 to 2.3 mg/L on the following occasion:
 - 11/4/15 due to Operator error (1.15mg/L)
 - 11/09/15 due to Plant Shutdown (0.80mg/L)
- Finished water (LFWTP) pH:

1. Finished water pH was usually within the target range of 7.9 to 8.1, and was always between 7.9 and 8.3.

Management/Personnel:

- Waiting on Personnel Department to promote Water Treatment Plant Operator to Sr. Water Treatment Plant Operator; Employee received his T-2 license in June of 2015.
- Annual TCPA / DPCC training completed.

External Activities:**Source Water:**

- There were source water issues due to purging of EQ basins we returned high levels of manganese to the head of the plant combined with our raw water. Due to high levels Permanganate was feed to oxidize the manganese in November. Date: 11/11-15/15

LFWTP Treatment Processes:

- A-2 filter still out of service (influent valve).
- Generator #2 closed loop system leaking waiting on Maintenance.
- Generators failing on inverter fault due to current issues – (Aug 31st) called in Xylem to place a power monitor on Generator 3 – waiting on results.
- Hypo Tank #1 & #2 out of service due to integrity testing.
- Destruct issues: troubleshooting

Remote Chemical Feed Stations:

- All remote station chlorine disinfection requirements were met in November 2015.

Distribution Systems:**Consultant Projects:**

D. Treatment Process Optimization (Black & Veatch):

E. Residuals Process Optimization (Environmental Engineering & Technology, Inc.):

F. Ozone System Optimization (Process Applications Inc.)

- The primary reason for overtime was filling in shifts as needed (for vacation, sick days, etc.). Summaries of overtime are shown below for all instances greater than one hour:

Week Starting Date	Standby OT Hours	Emergency OT Hours
11/01/15	13	83.0
11/08/15	20	70.5
11/15/15	14	45.0

11/22/15	47	64.0
11/29/15	19	85.5
Total hours:	113	348

NOTE: The Totowa Sewerage bill is less in 2015 than in 2014. The charge is \$8,125.42 per quarter (\$32,501.74 per year), down from the 2014 charge of \$14,451.91 per quarter (\$57,807.62 per year). This amounts to an annual savings this year of \$25,305.88 compared to 2014.

Corrosion Inhibitor (Bulk Deliveries) renewed contract – Cost (\$/LB) dropped from 0.427 to 0.376.

Cost Factors:

2015 Monthly Data:					
Month	Volume Produced (MG)	Water Treatment Cost	Residuals Treatment & Disposal Cost	Total Monthly Cost*	Total Cost per MG
January '15	1,592	\$291,168	\$149,794	\$448,907	\$282.00
February '15	1,465	\$319,765	\$192,901	\$520,436	\$355.17
March '15	1,569	\$307,486	\$153,184	\$469,432	\$299.13
April '15	1,282	\$238,739	\$131,275	\$377,027	\$294.00
May '15	1,874	\$465,351	\$130,081	\$601,955	\$321.21
June '15	1,828	\$396,396	\$117,864	\$531,420	\$290.77
July '15	1,965	\$448,929	\$94,646	\$560,609	\$285.37
Aug '15	2,366	\$510,087	\$108,295	\$637,996	\$269.62
Sept '15	2,302	\$601,609	\$177,509	\$816,971	\$347.36
Oct '15	1,713	\$450,161	\$135,460	\$604,425	\$352.88
Nov '15	1,429	\$373,670	\$233,102	\$621,349	\$434.72
Dec '15					

- * Total monthly costs also include the chemical treatment costs for the three reservoirs, Great Notch Rd. and Botany Pump Station.
- * November 2015 cost totals include preliminary estimates for the costs at Levine Reservoir, New St. Reservoir, Great Notch Reservoir, and Botany Pump Station.

WTP Shutdowns:

One shutdown on 11/9/15 due to changing out batteries at the pump station and it caused a power outage.

October, 2015, Little Falls Water Treatment Plant (LFWTP) performance:

- All LFWTP treatment regulatory requirements were met in October, 2015.
- All LFWTP chemical disinfection requirements were met in October, 2015.
- Potassium permanganate was not used for source water treatment in October.
- Primary disinfection with ozone:
 1. The required Inactivation Ratios (IR = 1.0) for virus and Giardia disinfection with ozone were met all of the time for all active contactors during October.
- Filtration:
 1. There were no regulatory violations in October for either individual filter effluent or combined filter effluent.
 2. The maximum CFE turbidity in October was 0.14 NTU. Due to a backwashing issue.
- Residual disinfection with chlorine:
 1. There were no regulatory violations for the chlorine residual concentrations.
 2. The target residual in October was 2.0 mg/L (1.6 to 2.3 mg/L). The range during October for CFE chlorine residual was 0.60 to 3.46 mg/L.
 3. The CFE chlorine residual varied outside of a range of 1.6 to 2.3 mg/L on the following occasion:
 - 10/9/15 due to a chlorine pump failure (0.06 mg/L)
 - 10/29/15 due to Operator error (3.46 mg/L)
- Finished water (LFWTP) pH:
 1. Finished water pH was usually within the target range of 7.9 to 8.1, and was always between 7.8 and 8.2.

Management/Personnel:

- Assistant Water Treatment Plant Operator was promoted to Water Treatment Plant Operator.
- Water Treatment Plant Operator was promoted to Sr. Water Treatment Plant Operator.
- Assistant Water Treatment Plant Operator was promoted to Water Treatment Plant Operator.
- Waiting on Personnel Department to promote a Water Treatment Plant Operator to Sr. Water Treatment Plant Operator. Employee received his T-2 license in June of 2015.

Source Water:

- There was no source water need for permanganate oxidation in October.

LFWTP Treatment Processes:

- A-2 filter still out of service (influent valve).
- Generator #2 closed loop system leaking waiting on Maintenance.

- Generators failing on inverter fault due to current issues – (Aug 31) called in Xylem to place a power monitor on Generator 3 – waiting on results.
- Hypo Tank #1 & #2 out of service due to integrity testing.
- Filter Exhaust Fans need to be replaced.
- Destruct issues: troubleshooting

Remote Chemical Feed Stations:

- All remote station chlorine disinfection requirements were met in October, 2015.

Consultant Projects:

G. Treatment Process Optimization (Black & Veatch):

H. Residuals Process Optimization (Environmental Engineering & Technology, Inc.):

I. Ozone System Optimization (Process Applications Inc.)

- The primary reason for overtime was filling in shifts as needed (for vacation, sick days, etc.). Summaries of overtime are shown below for all instances greater than one hour:

Week Starting Date	Standby OT Hours	Emergency OT Hours
10/04/15	07	46.0
10/11/15	23	40.0
10/18/15	11	51.0
10/25/15	07	71.0
Total hours:	48.0	208.0

NOTE: The Totowa Sewerage bill is less in 2015 than in 2014. The charge is \$8,125.42 per quarter (\$32,501.74 per year) down from the 2014 charge of \$14,451.91 per quarter (\$57,807.62 per year). This amounts to an annual savings this year of \$25,305.88 compared to 2014.

Corrosion Inhibitor (Bulk Deliveries) renewed contract – Cost (\$/LB) dropped from 0.427 to 0.376.

Cost Factors:

2015 Monthly Data:					
Month	Volume Produced (MG)	Water Treatment Cost	Residuals Treatment & Disposal Cost	Total Monthly Cost*	Total Cost per MG
January '15	1,592	\$291,168	\$149,794	\$448,907	\$282.00
February '15	1,465	\$319,765	\$192,901	\$520,436	\$355.17

March '15	1,569	\$307,486	\$153,184	\$469,432	\$299.13
April '15	1,282	\$238,739	\$131,275	\$377,027	\$294.00
May '15	1,874	\$465,351	\$130,081	\$601,955	\$321.21
June '15	1,828	\$396,396	\$117,864	\$531,420	\$290.77
July '15	1,965	\$448,929	\$94,646	\$560,609	\$285.37
Aug '15	2,366	\$510,087	\$108,295	\$637,996	\$269.62
Sept '15	2,302	\$601,609	\$177,509	\$816,971	\$347.36
Oct '15	1,713	\$450,161	\$135,460	\$604,425	\$352.88
Nov '15					
Dec '15					

* Total monthly costs also include the chemical treatment costs for the three reservoirs, Great Notch Rd. and Botany Pump Station.

* October 2015 cost totals include preliminary estimates for the costs at Levine Reservoir, New St. Reservoir, Great Notch Reservoir, and Botany Pump Station.

WTP Shutdowns:

No shutdowns in October, 2015.

December, 2015 Summary of Outstanding or Compliance Issues by system:

- Main System:
 - Lead Action Level exceedance incurred during the June 1 to September 30, 2015, monitoring period.
 - Ongoing exceedance of the New Jersey recommended upper limit (RUL) for sodium.
 - Administrative Consent Order with NJDEP to address the uncovered drinking water reservoir requirements of the Long Term 2 Enhanced Surface Water Treatment Rule (LT2ESWTR).
- Post Brook:
 - On-going exceedance of the State Manganese RUL.

General Regulatory Compliance Update:

Total Coliform Rule (TCR)/ Revised Total Coliform Rule (RTCR)

- All PVWC systems are in compliance with the TCR for the month of December, 2015.

- One out of 47 coliform samples collected in the North Arlington water system was positive for total coliform bacteria; all were absent for E. coli. bacteria.
- All samples collected in December in the PVWC main system, High Crest, Lodi, Post Brook and Wallington systems were absent for total coliform and absent for E. coli.
- Work continued on updating the TCR sampling plans. This is an ongoing project.

Lead and Copper Rule

- The 90th percentile lead results obtained during the most recent tap sample testing conducted June 1 through September 30, in the main PVWC system was 17 parts per billion (ppb). This level exceeded the lead action level of 15 ppb. The 90th percentile for copper was 87.6 ppb which is well below the 1,300 ppb copper action level.
- Corrective actions in response to the lead action level exceedance as mandated by the Lead and Copper Rule are being implemented.
- Mandated lead public education has been completed. Additional voluntary lead public education will continue to be included in the annual water quality reports that are distributed to our customers in the main PVWC system, and also to customers in the High Crest, Lodi, North Arlington and Post Brook water systems.
- The next tap sample monitoring event for the main PVWC system is tentatively scheduled for March, 2016.
- The High Crest, Lodi, North Arlington, Post Brook and Wallington water systems are all in compliance with both the lead and copper action levels. These systems are on a triennial monitoring schedule and will be sampled next during June – September, 2018.

Long Term 2 Enhanced Surface Water Treatment Rule (LT2ESWTR)

- December source water monitoring for Cryptosporidium, E. coli bacteria and turbidity, was completed. Bi-monthly monitoring which began in April, 2015, will continue at this frequency through April, 2017.
- Results of this monitoring will be used to determine if additional treatment for removal/inactivation of Cryptosporidium is required at the Little Falls Water Treatment Plant.

Stage 2 Disinfection Byproduct Rule (DBPR)

- All PVWC systems are in compliance with Stage-2 DBPR total trihalomethane and haloacetic acid levels for the fourth quarter of 2015.

The next sampling event (Quarter-1, 2016) is scheduled to be conducted during the first week of February, 2016.

Unregulated Contaminant Monitoring Rule (UCMR4)

- The proposed fourth Unregulated Contaminant Monitoring Rule (UCMR4) was signed by EPA on November 30, and published in the Federal Register on December 11, 2015.
- When finalized, this rule will require large public water systems to monitor for up to 30 chemical contaminant groups between March, 2018, and November, 2020. This information will be used to determine whether or not to regulate any of these contaminants in the future.

November, 2015, Summary of Outstanding Compliance Issues:

- Main System:
 - The Lead Action Level was exceeded for the current monitoring period (June 1-Sept 30, 2015).
 - Ongoing exceedance of the NJ recommended upper limit (RUL) for sodium.

- Administrative Consent Order with NJDEP to address the uncovered drinking water reservoir requirements of the Long Term 2 Enhanced Surface Water Treatment Rule (LT2ESWTR).
- Post Brook:
 - On-going exceedance of the State Manganese RUL.

General Regulatory Compliance Update:

Total Coliform Rule (TCR)/ Revised Total Coliform Rule (RTCR)

- All PVWC systems are in compliance with the TCR for the month of November, 2015.
- Five (or 2.1 percent) out of 234 coliform samples collected in the PVWC main system were positive for total coliform bacteria; all were absent for E. coli. bacteria.
- All samples collected in November in the High Crest, Lodi, North Arlington, Post Brook and Wallington systems were absent for total coliform and absent for E. coli.
- Work continued on updating the TCR sampling plans. This is an ongoing project.

Lead and Copper Rule

- As stated in the September report, the 90th percentile of lead results obtained during tap sample testing conducted June 1 through September 30, in the main PVWC system, was 17 parts per billion (ppb). This level exceeded the lead action level of 15 ppb. The 90th percentile for copper was 87.6 ppb which is well below the 1,300 ppb copper action level.
- Corrective actions in response to the lead action level exceedance as mandated by the regulations are being implemented. These include:
 - Lead Public Education (completed)
 - Water quality parameter monitoring (ongoing)
 - Source water lead/copper monitoring and the development of a source water treatment recommendation
 - Consumer notification of lead tap sample results (completed)
 - Increase in the frequency of lead and copper tap sampling (increased to twice per year)
 - Corrosion control treatment (installation in progress).
- The High Crest, Lodi, North Arlington, Post Brook and Wallington water systems are all in compliance with both the lead and copper action levels. These systems are scheduled to be sampled next during June – September, 2018.
- Voluntary lead public education will continue to be included in the annual water quality reports that are distributed to our customers in the PVWC main, and will also be included in reports mailed to customers in the High Crest, Lodi, North Arlington and Post Brook water systems.

Long Term 2 Enhanced Surface Water Treatment Rule (LT2ESWTR)

- November source water monitoring for Cryptosporidium, E. coli bacteria and turbidity, was completed.
- Bi-monthly monitoring which began in April 2015 will continue through April 2017.
- Results of this monitoring will be used to determine if additional treatment for removal/inactivation of Cryptosporidium is required at the Little Falls Water Treatment Plant.

Stage 2 Disinfection Byproduct Rule (DBPR)

- Fourth quarter compliance monitoring was completed during the first week of November, 2015.
 - All PVWC systems are in compliance with total trihalomethane and haloacetic acid levels for the fourth quarter of 2015.
- The next sampling event (Qtr-1 2016) is scheduled to be conducted during the first week of February 2016.

October, 2015, Summary of Outstanding or Compliance Issues by system:

- Main System:
 - The Lead Action Level was exceeded for the current monitoring period (June 1-Sept 30, 2015).
 - Ongoing exceedance of the New Jersey recommended upper limit (RUL) for sodium.
 - Administrative Consent Order with New Jersey Department of Environmental Protection (NJDEP) to address the uncovered drinking water reservoir requirements of the Long Term 2 Enhanced Surface Water Treatment Rule (LT2ESWTR).
- North Arlington:
 - Public notification completed to North Arlington customers for the Monthly Coliform Maximum Contaminant Level (MCL) exceedance which occurred in September. State certification of the notification completed as required.
- Post Brook:
 - On-going exceedance of the State Manganese RUL.

General Regulatory Compliance Update:

Total Coliform Rule (TCR)/ Revised Total Coliform Rule (RTCR)

- All PVWC systems are in compliance with the TCR for the month of October, 2015.
- Seven (or 2.9 percent) out of 244 coliform samples collected in the PVWC main system were positive for total coliform bacteria; all were absent for E. coli. bacteria.
- One out of 47 coliform samples collected in the Lodi water system was positive for total coliform bacteria; all were absent for E. coli. bacteria.
- All samples collected in October in the High Crest, North Arlington, Post Brook and Wallington systems were absent for total coliform and absent for E. coli.
- Customers of the North Arlington water system were notified by mail of the September, 2015 Monthly Coliform MCL exceedance. State certification for completion of the notification was completed as required. A Level 1 Assessment and corrective action evaluation of the North Arlington water system was completed and submitted to the State. This will help minimize the likelihood of a coliform exceedance in the future.
- Work continued on updating the TCR sampling plans. This is an ongoing project.

Lead and Copper Rule

- As stated in the September report, the 90th percentile of lead results obtained during tap sample testing conducted June 1 through September 30, in the main Passaic Valley Water Commission system, was 17 parts per billion (ppb). This level exceeded the lead action level of 15 ppb. The 90th percentile for copper was 87.6 ppb which is well below the 1,300 ppb copper action level.
- Corrective actions in response to the lead action level exceedance as mandated by the regulations are being implemented. These include:
 - Lead Public Education (currently underway)
 - Water quality parameter monitoring (ongoing)
 - Source water lead/copper monitoring and the development of a source water treatment recommendation
 - Consumer notification of lead tap sample results (completed)
 - Increase in the frequency of lead and copper tap sampling (increased to twice per year)
 - Corrosion control treatment (installation in progress).

- Voluntary lead public education will continue to be included in the annual water quality reports that are distributed to our customers in the Passaic Valley Water Commission main, and also to customers in the High Crest, Lodi, North Arlington and Post Brook water systems.
- Triennial lead and copper testing in the High Crest, Lodi, North Arlington, Post Brook and Wallington water systems has been completed. All these systems are in compliance with both the lead and copper action levels. These systems are scheduled to be sampled next during June – September, 2018.

Long Term 2 Enhanced Surface Water Treatment Rule (LT2ESWTR)

- October source water monitoring for Cryptosporidium, E. coli bacteria and turbidity, was completed. Bi-monthly monitoring which began in April 2015 will continue through April, 2017.
- Results of this monitoring will be used to determine if additional treatment for removal/inactivation of Cryptosporidium is required at the Little Falls Water Treatment Plant.

Stage 2 Disinfection Byproduct Rule (DBPR)

- Third quarter compliance monitoring was completed during the first week of August, 2015.
- All Passaic Valley Water Commission systems are in compliance with total trihalomethane and haloacetic acid levels for the third quarter of 2015.
- Fourth quarter sampling events are scheduled to be conducted during the first week of November, 2015.

6. PURCHASING

Contracts ~ December, 2015

Contract # 15-B-40 - “Liquid Ferric Sulfate” – bids to be received January 12, 2016.
(Re-Bid)

Contract # 15-B-41 - “Furnish and Install ICP Laboratory Equipment and Appurtenances”
(Re-Bid) bids to be received January 12, 2016.

Contract # 16-B-01 - “Sulfuric Acid” – recommendation to award to Univar USA, Inc. –
two years - \$997,500.00.

Contract # 16-B-02 - “Liquid Sodium Hydroxide” – recommendation to award to Univar
USA, Inc. – two years - \$2,967,000.00.

Contract # 16-B-03 - “Liquid Oxygen” – bids to be received January 12, 2016.

Contract # 16-B-04 - “IT Support Services” – bids to be received January 26, 2016.

Contract # 16-B-14 - “Rehabilitation of PVWC’s Verona Water Tank” – bids to be
received February 2, 2016.

Professional Services

Project # 16-P-08 - “Public Auditor” – proposal received 01/07/16.

Project # 16-P-47 - "GIS to CIS Integration" – proposals received 01/07/16.

State Contract Purchase

Verizon to upgrade copper lease line with cellular modems for PVWC's SCADA System via a private network:

Ethernet Relay Service – 100 MB Premier Access Line - \$726 per month.

Ethernet Relay Service – Ethernet Virtual Circuit Basic – 10Mbps - \$57.00 per month.

Resulting in more reliable and secure SCADA communications.

Contracts ~ November, 2015

Contract # 15-B-09 - "Iron Pipe and Fittings" – bids received October 6, 2015 – recommendation to award items 1-12 to HD Supply Waterworks, Ltd in the amount of \$189,167.00 and items 13-128 to Water Works Supply Company, Inc. in the amount of \$92,360.00 for two years

Contract # 15-B-11 - "Fire Hydrants" – award recommendation being determined

Contract # 15-B-15 - "Repair Clamps and Couplings for Pipe" – recommendation to award to Water Works Supply Company, Inc. – two years - \$175,685.84

Contract # 15-B-16 - "Removal and Disposal of Process Residuals" – one bid was received, that of Spectraserv, Inc., in the amount of \$2,684,240.00

Contract # 15-B-18 - "Pre-Mixed Concrete" – recommendation to award to Joel Tanis & Son, Inc. – two (2) years) - \$85,750.00

Contract # 15-B-40 - "Liquid Ferric Sulfate" – bids to be received November 3, 2015

Contract # 15-B-41 - "Furnish and Install ICP Laboratory Equipment and Appurtenances" bids to be received November 17, 2015

Professional Services

Project # 15-P-41 - "Rehabilitation of PVWC's Hydroelectric Generators" – proposals to be received November 19, 2015

Project # 15-P-54 - "Professional Security Services" – proposals to be received November 19, 2015

Project # 16-P-11 - "Risk Manager Services" – proposals to be received November 5, 2015

Project # 16-P-12 - "Insurance Agent Services" – proposals to be received November 5, 2015

Contracts ~ October, 2015

- Contract # 13-B-24 - "Tank Integrity Testing" – recommendation for a two year extension at no increase in price - \$175,320.00
- Contract # 13-B-29 - "Tank Neutralization and Cleaning" – recommendation for a two year extension at no increase in price - \$279,017.00
- Contract # 15-B-09 - "Iron Pipe and Fittings" – bids received October 6, 2015 – award recommendation being determined
- Contract # 15-B-11 - "Fire Hydrants" – bids to be received October 20, 2015
- Contract # 15-B-12 - "Sodium Hypochlorite" – recommendation to award to Univar USA, Inc. two years - \$862,650.00
- Contract # 15-B-14 - "Trench Spoils, Asphalt and Concrete Removal and Disposal – recommendation to award to J.R. Haftek, Inc. – two years – \$990,000.00
- Contract # 15-B-15 - "Repair Clamps and Couplings for Pipe" – bids received October 6, 2015 award recommendation being determined
- Contract # 15-B-16 - "Removal and Disposal of Process Residuals" – bids to be received October 27, 2015
- Contract # 15-B-18 - "Pre-Mixed Concrete" – bids to be received October 27, 2015
- Contract # 15-B-37 - "Residuals Thickening Aid Polymer" – recommendation to award to (Re-Bid) Polydyne, Inc. – two years - \$179,400.00
- Contract # 15-B-40 - "Liquid Ferric Sulfate" – bids to be received October 20, 2015

Professional Services

- Project # 15-P-41 - "Rehabilitation of PVWC's Hydroelectric Generators" – proposals to be received November 19, 2015

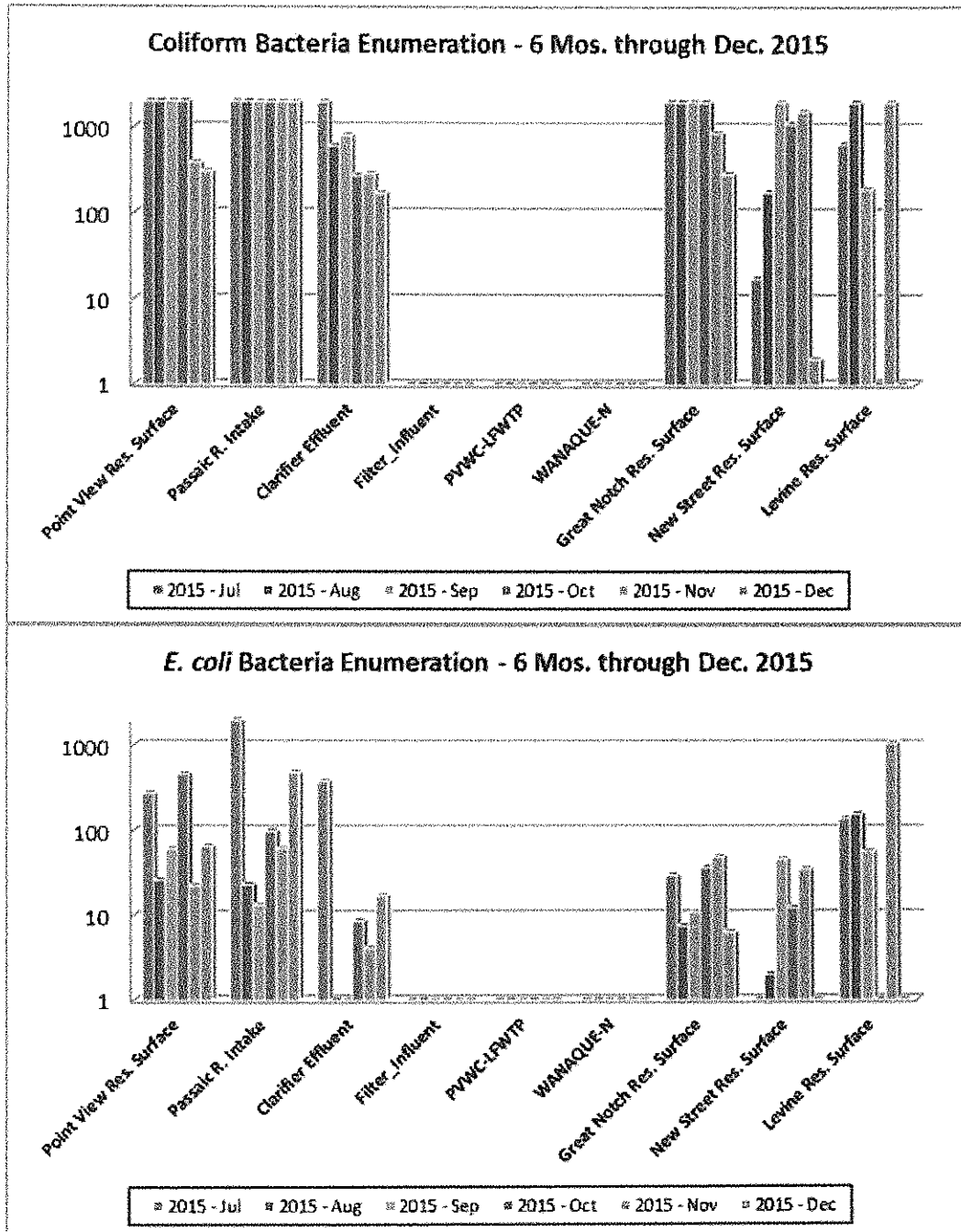
ADDENDUM

1. Coliform Profiling

We continue to sample raw, process and finished water monthly for Coliform enumeration, including E. coli enumeration. Raw-water sampling locations include Point View Reservoir and the LFWTP intake. Plant process locations include Clarifier Effluent and Filter Influent.

Finished water at the plant (LFWTP and NJDWSC) is sampled as are the surfaces of each Finished Water Reservoir. This month's data showed a dramatic increase in the E. coli level observed on the surface of the Levine Reservoir. This was likely due to the decrease in fresh treated water entering the reservoir during the Wanaque aqueduct valve work. These monthly studies reveal how bacteria present in raw water are removed through the plant treatment process to the extent that finished water is virtually coliform-free on a consistent basis. However, after this disinfected water is stored in open reservoirs, it regains its bacterial contamination such that it becomes, from a coliform contamination standpoint, nearly indistinguishable from the raw water before treatment. This effect is particularly pronounced in the warm summer months, while in the cold months we can usually see the bacteria population decreasing.

The following charts depict these monthly studies for the six-month period ending December, 2015, for Total Coliform and E. coli enumerations.



2. **Laboratory Revenue**

Billing for November, 2015: \$14,629.50
Total billing 2015 to date: \$133,225.00

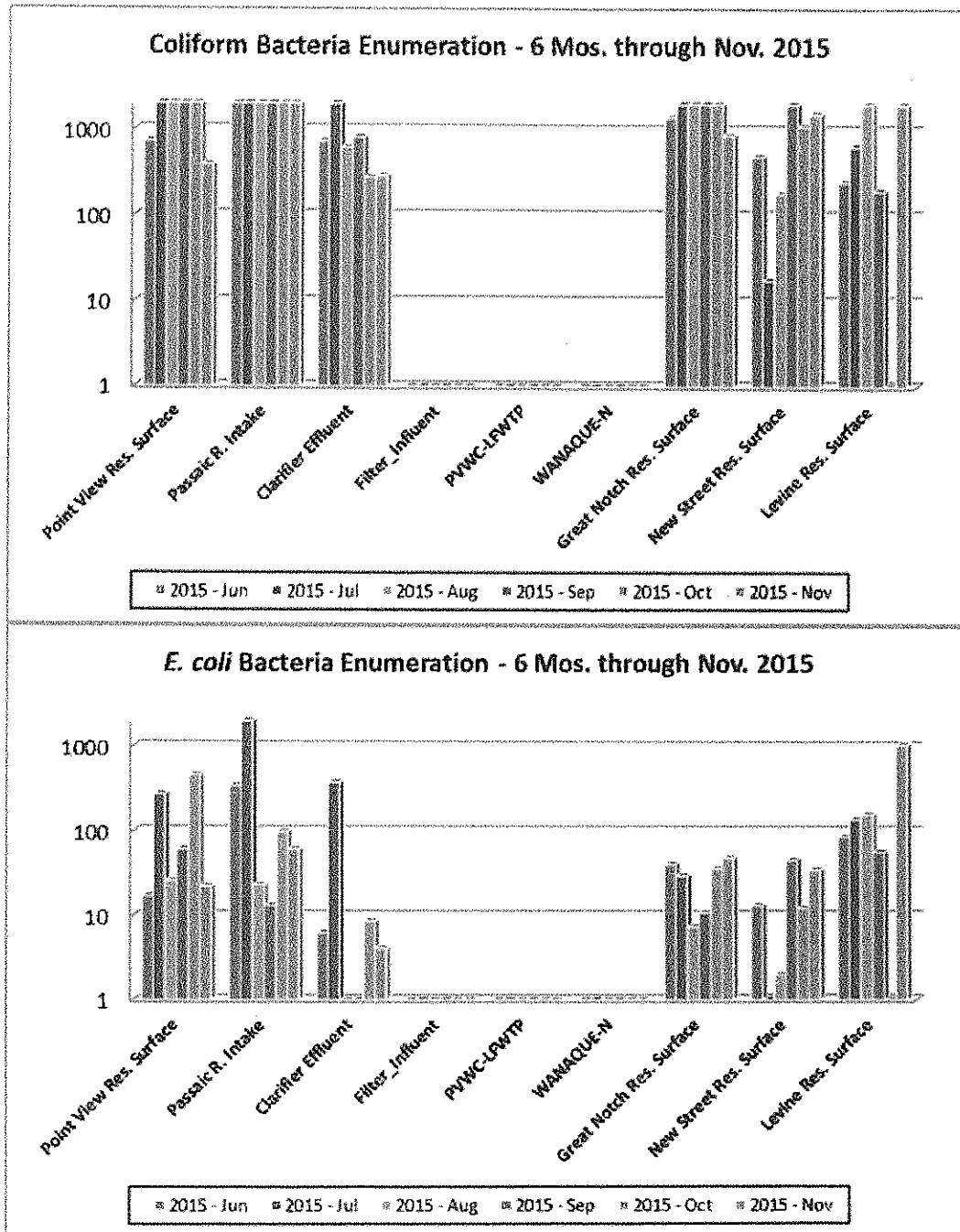
3. **Time Summary (11/29 – 12/26/2015)**

Category	Regular	Standby	OT1	Sick	Absent (Vac, Jury, etc.)	No Pay
Total Hours	1686	19	58	145	336	49

1. **Coliform Profiling**

We continue to sample raw, process and finished water monthly for Coliform enumeration, including E. coli enumeration. Raw-water sampling locations include Point View Reservoir and the LFWTP intake. Plant process locations include Clarifier Effluent and Filter Influent. Finished water at the plant (LFWTP and NJDWSC) is sampled as are the surfaces of each Finished Water Reservoir. These monthly studies reveal how bacteria present in raw water are removed through the plant treatment process to the extent that finished water is virtually coliform-free on a consistent basis. However, after this disinfected water is stored in open reservoirs, it regains its bacterial contamination such that it becomes, from a coliform contamination standpoint, nearly indistinguishable from the raw water before treatment. This effect is particularly pronounced in the warm summer months, while in the cold months we can see the bacteria population decreasing.

The following charts depict these monthly studies for the six-month period ending November, 2015, for Total Coliform and E. coli enumerations.



2. **Laboratory Revenue**

Billing for October, 2015: \$7,773.00
Total billing 2015 to date: \$118,595.50

3. **Time Summary (10/25 – 11/28/2015)**

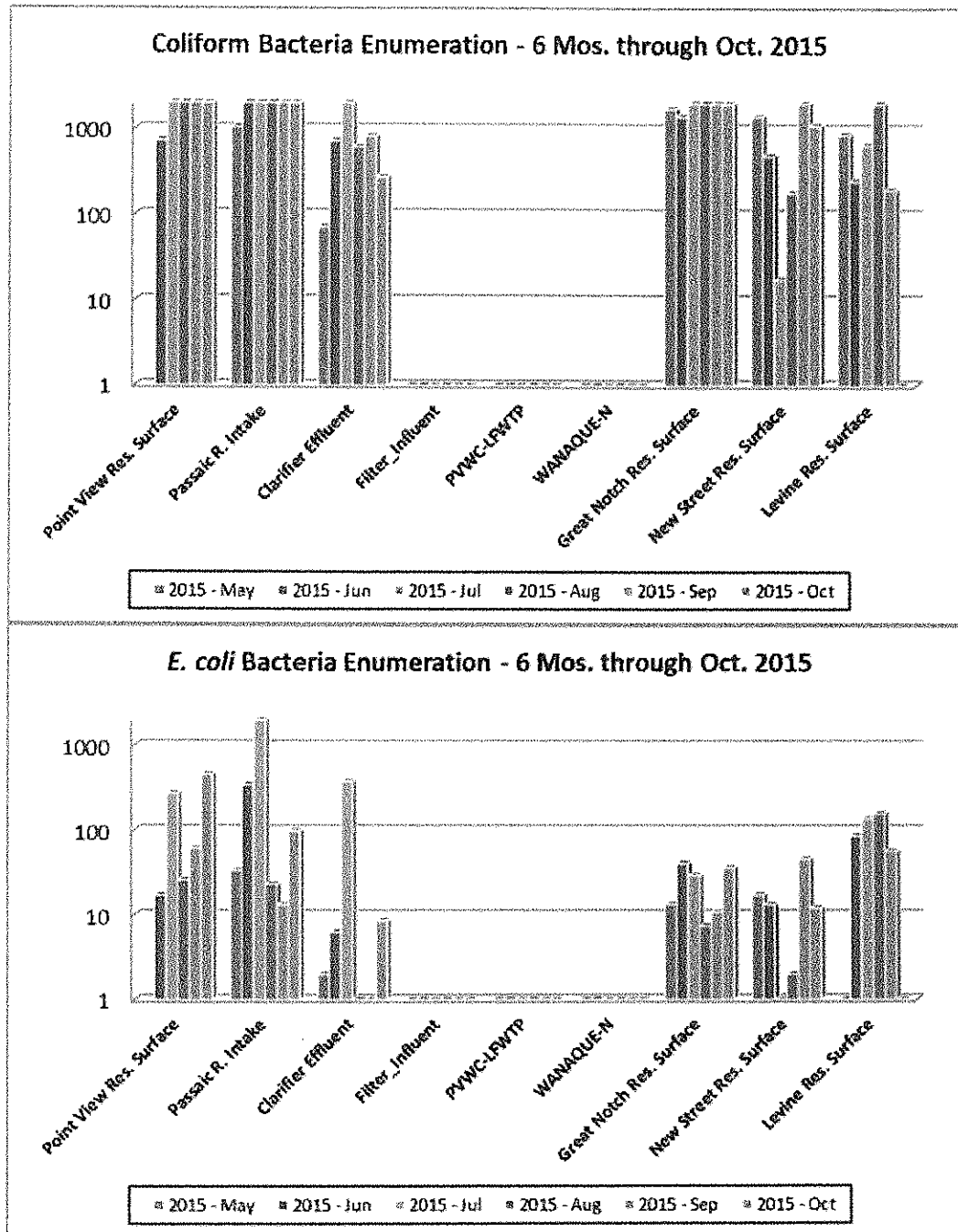
Category	Regular	Standby	OT1	Sick	Absent (Vac, Jury, etc.)	No Pay
Total Hours	2256	30	95	47	259	154

October, 2015, Laboratory Data Summary

1. **Coliform Profiling**

We continue to sample raw, process and finished water monthly for Coliform enumeration, including E. coli enumeration. Raw-water sampling locations include Point View Reservoir and the LFWTP intake. Plant process locations include Clarifier Effluent and Filter Influent. Finished water at the plant (LFWTP and NJDWSC) is sampled as are the surfaces of each Finished Water Reservoir. These monthly studies reveal how bacteria present in raw water are removed through the plant treatment process to the extent that finished water is virtually coliform-free on a consistent basis. However, after this disinfected water is stored in open reservoirs, it regains its bacterial contamination such that it becomes, from a coliform contamination standpoint, nearly indistinguishable from the raw water before treatment. This effect is particularly pronounced in the warm summer months, while in the cold months we can see the bacteria population decreasing.

The following charts depict these monthly studies for the six-month period ending October, 2015, for Total Coliform and E. coli enumerations.



2. Laboratory Revenue

Billing for September, 2015: \$13,643.50

Total billing 2015 to date: \$110,822.50

3. Time Summary (10/4 – 10/24/2015)


Category	Regular	Standby	OT1	Sick	Absent (Vac, Jury, etc.)	No Pay
Total Hours	1407	14	69	24	207	98

db

Attachments (31)

December 2015

8,757 Calls




■ Transferred - 827

■ Handled - 6,083

■ Abandoned - 310

2015 121,932 Calls

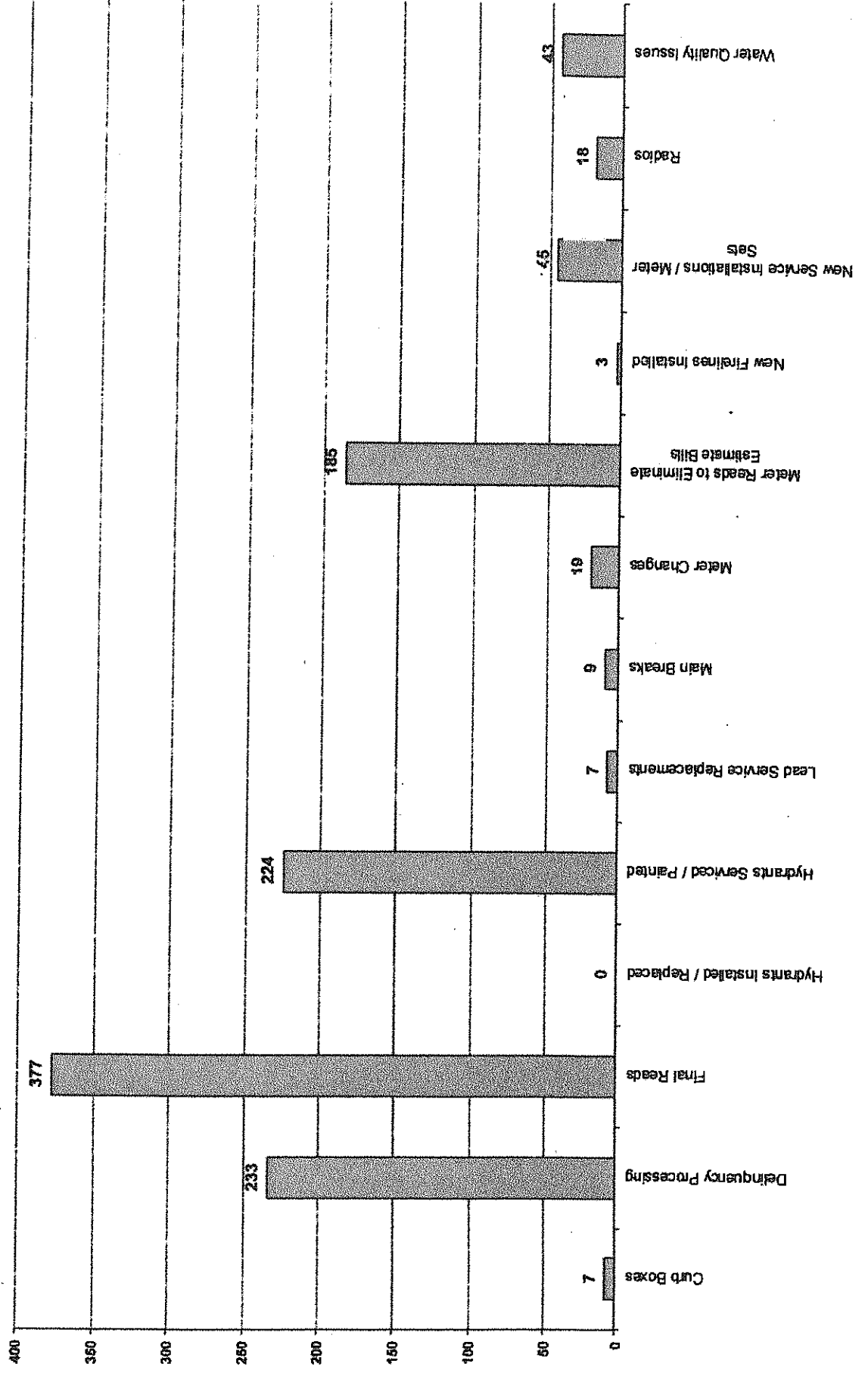


■ Transferred - 12,018
■ Handled - 82,340
■ Abandoned - 5,186

December 2015 – Work Orders

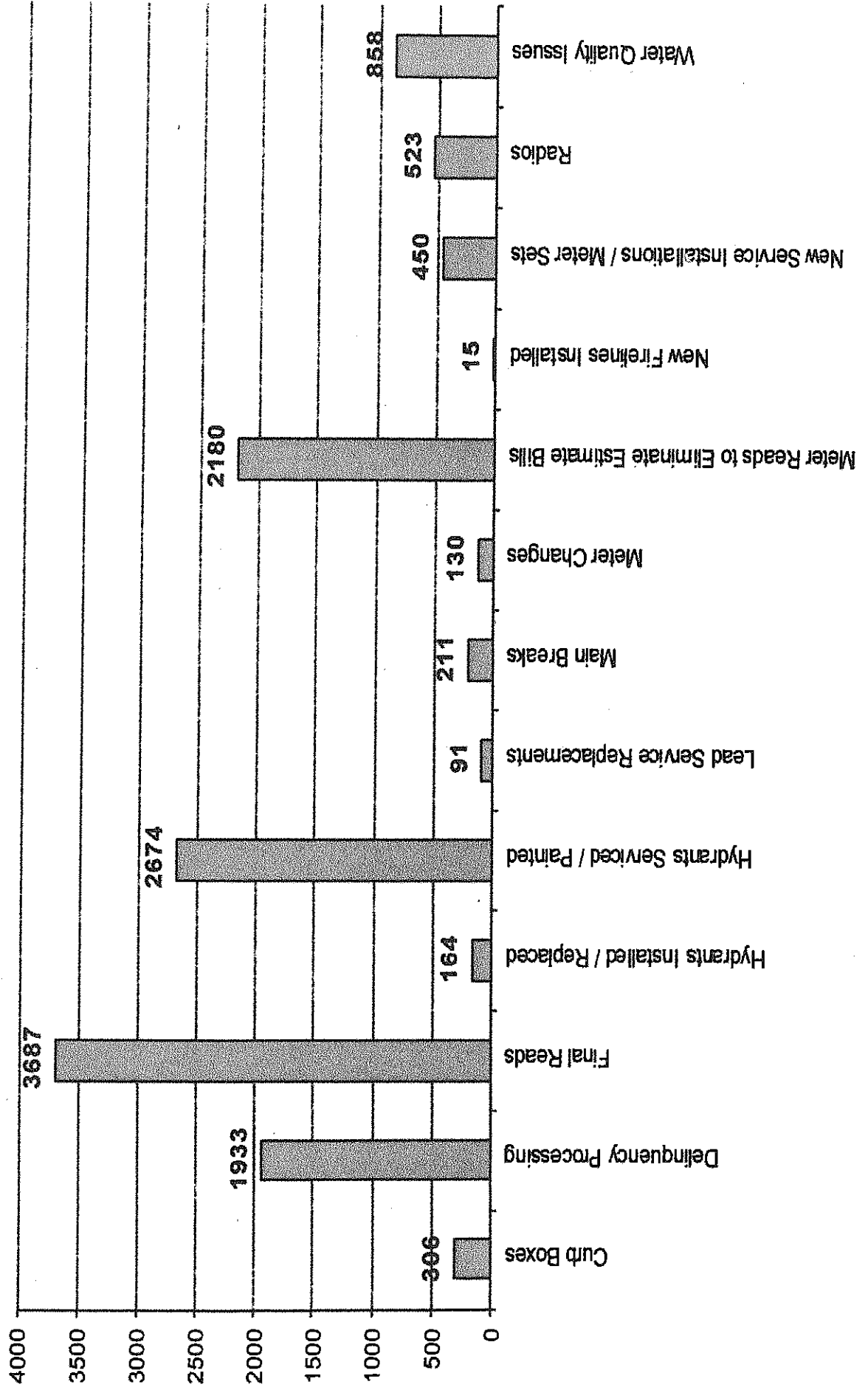
Total: 1,183

13 hydrants need to be replaced



2015 – Work Orders

Total: 14,110



Aged Arrears Detail ListingReport Criteria Selected

A/R Type:	Sewer, Water,
Account Status:	Active
Account Type:	
Company:	PASSAIC VALLEY WATER COMM
Cycle:	
A/R Amount:	9999.99
Ageing Date:	Thursday, January 7, 2016
Selected Ageing Bucket:	0-30 Days
Selected Ageing Bucket:	31-60 Days
Selected Ageing Bucket:	61-90 Days
Selected Ageing Bucket:	91-120 Days
Selected Ageing Bucket:	120+ Days
Selected Ageing Bucket:	Not Aged

Aged Arrears Detail Listing

Customer #	Customer Name	Address	Account #	Account Status/ Account Type	Cyrs	Not Aged	0 - 30 Days	31-60 Days	61-90 Days	91-120 Days	120+ Days	Current Balance
0223811	MORGAN PROPERTIES-ELMWOOD VILL	A 84 ELMWOOD TERRACE - ELMWOOD PARK, NJ, 07407		Active	04		\$22,401.56					\$22,401.56
0169895	MARCAL PAPER COMPANY	456-544 RIVER DRIVE - ELMWOOD PARK, NJ, 07407		Active	04		\$35,921.37					\$35,921.37
0148224				Residential								
Cycle: 04												
Total Customers: 2							\$49,322.93					\$49,322.93
Division: Elmwood Park												
0268349	NEWY TRYANOWSKI	181 PASSAGE STREET - GARFIELD, NJ, 07026		Active	18		\$61.12					\$49,322.93
0160232				Residential						\$61.75	\$35,115.16	\$36,238.03
Cycle: 18												
Total Customers: 1							\$61.12			\$61.75	\$35,115.16	\$36,238.03
Division: Garfield												
0123311	INTERNATIONAL VELING COMPANY	244 HAZEL STREET - CLIFTON, NJ, 07011		Active	19		\$9,279.28					\$36,238.03
0167782				Industrial - 6' and above			\$5,659.44			\$61.75	\$35,115.16	\$15,134.72
0126370	NATIONAL TRICOT CO.	101 INDUSTRIAL STE		Active	19		\$645.16					\$15,293.44
016784	PIREL			Freight					\$322.58		\$13,860.54	
Cycle: 19												
Total Customers: 1							\$9,724.44			\$61.75	\$35,115.16	\$36,238.03
0123487	NEWS ALLWOOD CONDO	CLIFTON, NJ, 07012		Active	19		\$5,315.20					\$16,872.06
022724				Commercial - up to 6' mtr			\$10,129.89			\$428.86		\$10,456.32
0098523	JOSEPH NIKSCHER	315 PARKER AVENUE - CLIFTON, NJ, 07011		Active	19		\$50.61			\$70.49	\$10,317.22	\$25,811.38
028916				Small Commercial - < 2'			\$328.84			\$314.82	\$24,037.26	\$24,378.89
0123387	ALFRED HELLER			Active	19							\$22,698.06
041164	385 GETTY AVENUE - CLIFTON, NJ, 07012			Industrial - 6' and above			\$645.16			\$845.16		\$24,378.89
0126847	ALFRED HELLER HEAT			Active	19							
041163	5 WELLINGTON STREET			Freight								
Cycle: 19												
Total Customers: 6							\$16,301.14		\$989.98	\$2,102.61	\$70,701.13	\$108,546.91
Division: PVWC - Clifton												
0197843	M SCHUELLER	8 CORABELLE AVENUE - LODI, NJ, 07844		Active	23		\$16,382.06			\$2,102.61	\$70,701.13	\$108,546.91
047334				Residential			\$131.30			\$5,888.19	\$8,678.76	\$14,870.25
0179523	MICHAEL CRUZ			Active	23		\$8,543.35			\$17,573.44	\$36,721.44	\$62,838.23
048220	4 GARIBOLDI AVENUE - LODI, NJ, 07844			Residential								\$77,708.48
Cycle: 23												
Total Customers: 2							\$8,674.85		\$23,432.63	\$45,601.20		\$77,708.48
Division: PVWC - Lodi												
0182277	FERRARA			Active	25		\$8,674.85			\$23,432.63	\$45,601.20	\$77,708.48
102812	159 PROSPECT AVENUE - NORTH ARLINGTON, NJ, 07031			Residential			\$24,821.09					\$24,821.09
0201783	EAST NEWARK CENTER, LLC			Active	25		\$4,948.35			\$2,474.28	\$68,126.60	\$100,500.00
159162	235 GRANT AVENUE - EAST NEWARK, NJ, 07028			Industrial - 6' and above								\$125,121.09
Cycle: 25												
Total Customers: 2							\$23,569.65		\$2,474.28	\$2,474.28	\$68,126.60	\$125,121.09
Division: PVWC - North Arlington												
0268124	PANI REALTY LLC			Active	15		\$23,569.65			\$2,474.28	\$68,126.60	\$125,121.09
045022	328 AUTUMN STREET - PASSAIC, NJ, 07655			Residential							\$681.52	\$681.52
0123146	CARLTON TOWERS CONDO			Active	15		\$15,856.26					\$15,856.26
055906	285 AYCRIFF AVENUE - PASSAIC, NJ, 07655			Commercial - up to 6' mtr								\$12,351.72
0262961	PASSAIC INDUSTRIAL PROP, LLC			Active	15		\$12,351.72					\$33,842.57
059199	30 DAYTON AVENUE - PASSAIC, NJ, 07655			Industrial - 6' and above								\$33,842.57
0563978	PASSAIC BOARD OF EDUCATION			Active	15		\$108.53					\$33,842.57
058660	380 GREGORY AVENUE - PASSAIC, NJ, 07655			Municipal								\$33,842.57

Printed: 01/07/2016 11:02:08 am
Company Name: PASSAIC VALLEY WATER COMM
Division: PVWC - Passaic
Cycle: 16

Aged Arrears Detail Listing

Customer #	Customer Name	Address	Account Status/ Account Type	Cycle	Not Aged	0 - 30 Days	31 - 60 Days	61 - 90 Days	91 - 120 Days	120+ Days	Current Balance
0125355	ARMAD ODATALLA	200-202 JEFFERSON STREET	Active	15		\$645.16		\$322.56	\$645.16	\$17,311.70	\$18,924.60
061744	FIREL	PASSAIC, NJ, 07065	Fireline								
0125547	TRINITY PARTNERS, LLC.	893-687 MAIN AVENUE	Active	15		\$808.72		\$484.11	\$808.22	\$23,199.76	\$25,870.31
063514	FIREL	PASSAIC, NJ, 07065	Fireline								
0125647	TRINITY PARTNERS, LLC.	893-687 MAIN AVENUE	Active	15		\$260.08		\$180.04	\$180.04	\$8,328.47	\$10,226.87
063516	JET MANAGEMENT, LLC.	4 MARKET STREET	Active	15		\$357.32		\$202.20	\$198.58	\$10,874.88	\$11,808.63
064064	FIREL	PASSAIC, NJ, 07065	Fireline								
0125728	HONG LUJ	189 MONROE STREET	Active	16		\$333.30		\$186.66	\$333.30	\$9,170.35	\$10,003.60
064802	FIREL	PASSAIC, NJ, 07065	Fireline								
0245775	DONA COSINA RESTAURANT	#1 379 MONROE STREET	Active	15		\$2,351.84				\$12,887.31	\$15,248.05
065074	PASSAIC REALTY, LLC.	23 PASSAIC AVENUE	Active	15		\$2,822.36		\$1,671.89	\$1,552.40	\$5,061.95	\$12,653.24
0655191	GREEN UNION, LLC.	47 PASSAIC STREET	Active	15		\$635.29				\$21,110.01	\$21,745.30
0244459	PASSAIC BOARD OF EDUCATION	176 GREGORY AVENUE	Active	15		\$3,102.18				\$13,825.58	\$17,027.72
065410	JOSE RODRIGUEZ	472 PALMERSON AVENUE	Active	15		\$187.87				\$11,308.87	\$11,504.94
0651411	VICTOR CAMILO	380-400 RIVER DRIVE	Active	15		\$50,281.51				\$80,564.18	\$130,845.69
065326	CAMACHO EZEQUIEL	44-48 WALL STREET	Active	15		\$545.16		\$322.58	\$846.18	\$14,826.71	\$16,218.61
0125871	FIREL	PASSAIC, NJ, 07065	Fireline								
070828	LAVALAS, LLC	47-49 WALL STREET	Active	15		\$845.16		\$322.58	\$845.16	\$22,094.64	\$23,707.54
0125873	FIREL	PASSAIC, NJ, 07065	Fireline								
0227633	ENVIROCORP LOGISTICS SERVICES	55-105 PASSAIC STREET	Active	15		\$333.30		\$166.65	\$333.30	\$11,856.20	\$12,792.45
173632	FIREL	PASSAIC, NJ, 07065	Fireline								
Cycle: 15											
Total Customers: 18											
0085643	ST. MARY'S HOSPITAL	350 BOULEVARD	Active	89		\$95,678.85	\$38,606.78	\$3,839.28	\$5,501.32	\$222,166.40	\$365,691.34
056344	FIREL	PASSAIC, NJ, 07065	Fireline								
Cycle: 99											
Total Customers: 1											
Total Customers: 19											
Division: PVWC - Passaic											
0032387	PATERSON PUBLIC LIBRARY	248 BROADWAY	Active	01		\$141,704.74	\$80,633.10	\$5,474.87	\$5,501.32	\$222,166.40	\$435,380.43
075076	MAHMOUD ABBUDUNI	74-75 LEVINE STREET	Active	01		\$333.30		\$166.65	\$333.30	\$3,857.48	\$10,500.98
0251669	FIREL	PATERSON, NJ, 07653	Fireline								
0750314	GLOBAL MANAGEMENT, INC.	444 GRAND STREET	Active	01		\$645.16		\$322.58	\$645.16	\$12,203.84	\$13,816.74
0124201	FIREL	PATERSON, NJ, 07653	Fireline								
063416	PATERSON, NJ, 07653	401 GRAND STREET	Active	01		\$24,448.78	\$14,322.03				\$38,771.81
0122755	COUNTY OF PASSAIC-COURT HOUSE		Active								
064152	FIREL	PATERSON, NJ, 07653	Fireline								

Aged Arrears Detail Listing

Account #	Customer Name Address	Account Status/ Account Type	Cycle	Net Aged	8 - 30 Days	31-60 Days	61-90 Days	91-120 Days	121+ Days	Current Balance
0180283	FOR SERVICE CORP OF NJ 178 LAFAYETTE STREET - PATERSON, NJ, 07501	Active Commercial - up to 6" mfr	01		\$15,765.28	\$5,552.86	\$5,778.22	\$5,523.98	\$127,857.11	\$159,479.25
0069990	GRAND GENERAL STORES, INC. 189 MAIN STREET - PATERSON, NJ, 07505	Active Small Commercial - < 2"	01		\$623.44	\$312.86	\$323.94	\$250.02	\$17,677.38	\$19,197.44
009716	NABEL HATAB 234 MAIN STREET FIREL	Active Fireline	01		\$333.30		\$166.65	\$333.30	\$10,286.57	\$11,119.82
0177223	PATERSON, NJ, 07505 CRESCENT HOLDING LLC 107-109 MARKET STREET FIREL	Active Fireline	01		\$945.16		\$322.58	\$945.16	\$10,353.22	\$11,960.12
0124489	W.A.S REALTY CO. 928 MARKET STREET FIREL	Active Fireline	01		\$968.22		\$484.11	\$968.22	\$12,041.01	\$15,361.59
002530	PATERSON, NJ, 07505 COUNTY OF PASSAIC-COURT HOUSE 11 MARSHALL STREET - PATERSON, NJ, 07501	Active Municipal	01		\$21,551.96					\$21,551.96
0122758	WLS GROUP LLC 309 MARSHALL STREET FIREL	Active Fireline	01		\$945.16		\$322.58	\$945.16	\$17,824.07	\$19,436.87
002594	PATERSON, NJ, 07503 GARFO-URBAN REN. CORP. 508 MARSHALL STREET FIREL	Active Fireline	01		\$945.16		\$322.58	\$945.16	\$10,349.69	\$11,662.58
0011555	PATERSON, NJ, 07503 GALAXIE CHEM CORP 6-34 PIERCY STREET FIREL	Active Fireline	01		\$945.16		\$322.58	\$945.16	\$22,948.60	\$24,592.50
097214	PATERSON, NJ, 07522 CENTER CONTRACTING, CORP. 72 PUTNAM STREET FIREL	Active Fireline	01		\$333.30		\$166.65	\$333.30	\$11,945.00	\$12,778.25
0124657	PATERSON, NJ, 07524 EL MOLINO FOOD, INC. 145 E RAILWAY AVENUE FIREL	Active Fireline	01		\$945.16		\$322.58	\$945.16	\$18,596.69	\$20,179.59
008550	PATERSON, NJ, 07503 GREAT FALLS DEV. CORP. 2 MARKET STREET - PATERSON, NJ, 07501	Active Small Commercial - < 2"	01		\$454.24	\$312.86	\$284.86	\$254.38	\$10,604.12	\$12,109.88
0052917	PATERSON COMM. DEVELOPMENT 2 MARKET STREET FIREL	Active Fireline	01		\$945.16		\$322.58	\$945.16	\$13,026.13	\$14,539.03
0124761	PATERSON, NJ, 07501 CENTER CONTRACTING, CORP. 59-61 WARREN STREET FIREL	Active Fireline	01		\$945.16		\$322.58	\$945.16	\$9,582.89	\$11,175.78
101890	PATERSON, NJ, 07324 PUTNAM DEVELOPMENT, CORP. 71 WARREN STREET FIREL	Active Fireline	01		\$333.30		\$166.65	\$333.30	\$11,623.95	\$12,467.29
0124831	PATERSON, NJ, 07524 DAVID GRIMALDI CO. 81-89 1ST AVENUE FIREL	Active Fireline	01		\$945.16		\$322.58	\$945.16	\$12,441.12	\$14,054.02
106374	PATERSON, NJ, 07514 JAMES HAYES 248 E 17TH STREET FIREL	Active Fireline	01		\$945.16		\$322.58	\$945.16	\$17,186.82	\$18,869.72
0256609	PATERSON, NJ, 07524 AUCTIONS ONLINE, LLC. 11-17 E 23RD STREET FIREL	Active Fireline	01		\$945.16		\$322.58	\$945.16	\$10,891.56	\$12,504.46

Printed: 01/07/2016 11:02:08 am
Company Name: PASSAIC VALLEY WATER COMM
Division: PWWC - Paterson
Cycle: 01

Aged Arrears Detail Listing

Customer #	Customer Name	Address	Account #	Account Status	Account Type	Cycle	Net Aged	0 - 30 Days	31-60 Days	61-90 Days	91-120 Days	120+ Days	Current Balance
0028228	LOUIS MORRIS	803 E 24RD STREET - PATERSON, NJ, 07514		Active	Residential	01			\$82.97		\$82.97	\$10,205.11	\$10,331.05
0126659	ALLEN SUP & LAUND	07+073 E 24TH STREET - PATERSON, NJ, 07513		Active	Small Commercial - < 2'	01		\$5,189.24	\$3,148.40	\$3,103.18			\$11,438.80
0256857	CORAL DYE & FIN. CORP	535 E 31ST STREET - PATERSON, NJ, 07513		Active	Industrial - 6' and above	01		\$1,228.14	\$787.23	\$904.47	\$707.07	\$44,851.22	\$48,256.13
0255857	CORAL DYE & FIN. CORP	555 E 31ST STREET		Active	Industrial - 6' and above	01		\$958.22		\$484.11	\$955.22	\$10,337.56	\$12,758.11
0125343	PATERSON, NJ, 07513			Active	Freight	01							
123244	CENTER CONTRACTING, CORP.	72 PUTNAM STREET		Active	Freight	01		\$845.10		\$322.58	\$845.10	\$0,968.50	\$11,521.49
0222541	PATERSON, NJ, 07524			Active	Freight	01							
128986	MY MY INTERPRISES	421 E 18TH STREET - PATERSON, NJ, 07514		Active	Commercial - up to 6" mtr	01		\$10,738.84	\$3,487.39				\$13,226.33
0987227	GRAND ST INVESTMENT GROUP LLC	325 GRAND STREET		Active	Freight	01		\$9,831.88		\$322.58	\$84.52		\$10,216.88
174352	PATERSON, NJ, 07805			Active	Freight	01							
0243167	LIBERTY ADULT DAY CARE	246 PATERSON AVENUE		Active	Freight	01		\$845.10		\$322.58	\$845.10	\$15,127.78	\$16,740.89
178076	PATERSON, NJ, 07502			Active	Freight	01							
Cycle: 01							Total Customers: 30						
0122687	RPL HOLDINGS, LLC	15 RIVER ROAD - ELWOOD PARK, NJ, 07407		Active	Industrial - 6' and above	03		\$8,578.11	\$7,266.23	\$14,971.80			\$31,516.14
045032	MARGAL PAPER COMPANY	1 MARKET STREET - ELWOOD PARK, NJ, 07407		Active	Industrial - 6' and above	03		\$93,220.87					\$93,220.87
195044	PATERSON, NJ, 07502			Active	Freight	03							
Cycle: 05							Total Customers: 2						
0122583	ST. JOSEPH'S HOSPITAL	64 GETTY AVENUE - PATERSON, NJ, 07503		Active	Commercial - up to 6" mtr	99		\$17,714.34	\$8,972.95	\$9,487.91			\$37,175.20
090314	ST. JOSEPH'S REGIONAL MED CNTR	703 MAIN STREET - PATERSON, NJ, 07503		Active	Commercial - up to 6" mtr	99		\$3,787.08	\$1,886.78	\$2,269.54	\$2,222.54	\$3,804.07	\$13,873.01
0236555	ST. JOSEPH'S REGIONAL MED CNTR	703 MAIN STREET - PATERSON, NJ, 07503		Active	Commercial - up to 6" mtr	99		\$95,842.28	\$32,881.22	\$3,977.19			\$100,800.69
174394	PATERSON, NJ, 07503			Active	Freight	99							
Cycle: 99							Total Customers: 3						
Division: PWWC - Paterson							Total Customers: 35						
0194399	CARLOS CRADEVAS	78 N 12TH STREET - PROSPECT PARK, NJ, 07508		Active	Residential	03		\$74.23	\$90,280.42	\$31,849.63	\$19,239.56	\$471,898.84	\$915,802.85
124536	GEORGE DIMITRIEVIC	345 N 8TH STREET		Active	Freight	03							
125152	PATERSON, NJ, 07508			Active	Freight	03		\$380.02		\$180.31	\$380.02	\$15,212.40	\$16,113.95
Cycle: 03							Total Customers: 2						
Division: PWWC - Prospect Park							Total Customers: 2						
Company: PASSAIC VALLEY WATER COMM							Total Customers: 99						
Grand Total:							99						

Safe Drinking Water Act Regulatory Compliance Executive Summary - Submitted on January 7, 2016

- Lead Action level exceedance and ongoing sodium exceedance in the PVWC main system.
- Work is in progress under an Administrative Consent Order with NJDEP to address the open finished water reservoir requirements of the Long Term 2 Enhanced Surface Water Treatment Rule (LT2ESWTR).
- Ongoing manganese exceedance in the Post Brook system.

SAFE DRINKING WATER ACT REGULATORY COMPLIANCE OVERVIEW - DECEMBER 2015						
	PVWC	HIGH CREST	LODI	NORTH ARLINGTON	POST BROOK	WALLINGTON
	NJ1605002	NJ1615003	NJ0231001	NJ0239001	NJ1615008	NJ0235001
Microbiological Contaminants - status	IN COMPLIANCE	IN COMPLIANCE	IN COMPLIANCE	IN COMPLIANCE	IN COMPLIANCE	IN COMPLIANCE
Coliform Detections	None	None	None	1	None	None
E. coli/Fecal Coliform Detections	None	None	None	None	None	None
Asbestos	IN COMPLIANCE	WAIVER	WAIVER	WAIVER	WAIVER	WAIVER
Bromate	IN COMPLIANCE					
Disinfection Byproducts: Trihalomethanes and Haloacetic Acids - status	IN COMPLIANCE	IN COMPLIANCE	IN COMPLIANCE	IN COMPLIANCE	IN COMPLIANCE	IN COMPLIANCE
Disinfection Byproduct Precursors (TOC Removal)	IN COMPLIANCE PENDING VALIDATION OF RESULTS					
Inorganics Contaminants- General	IN COMPLIANCE				IN COMPLIANCE	
Lead	OUT OF COMPLIANCE LEAD ACTION LEVEL EXCEEDANCE	IN COMPLIANCE	IN COMPLIANCE	IN COMPLIANCE	IN COMPLIANCE	IN COMPLIANCE
Copper	IN COMPLIANCE	IN COMPLIANCE	IN COMPLIANCE	IN COMPLIANCE	IN COMPLIANCE	IN COMPLIANCE
Nitrate, mg/L	IN COMPLIANCE				IN COMPLIANCE	
Radiological Contaminants	IN COMPLIANCE				IN COMPLIANCE	
Secondary Contaminants - General	IN COMPLIANCE EXCEPT FOR 4TH QUARTER ODOR				IN COMPLIANCE EXCEPT FOR: CHLORIDE, HARDNESS AND TOTAL DISSOLVED SOLIDS	
Secondary Manganese (Mn)	IN COMPLIANCE		IN COMPLIANCE	IN COMPLIANCE	OUT OF COMPLIANCE ONGOING EXCEEDANCE	IN COMPLIANCE
Secondary Sodium	OUT OF COMPLIANCE ONGOING EXCEEDANCE				IN COMPLIANCE	
Volatile Organic Compounds	IN COMPLIANCE				IN COMPLIANCE	
Synthetic Organic Compounds	2011-2013 WAIVER				2011-2013 WAIVER	

PASSAIC VALLEY WATER COMMISSION
MONTHLY CHEMICAL COST SUMMARY
12/1/2015

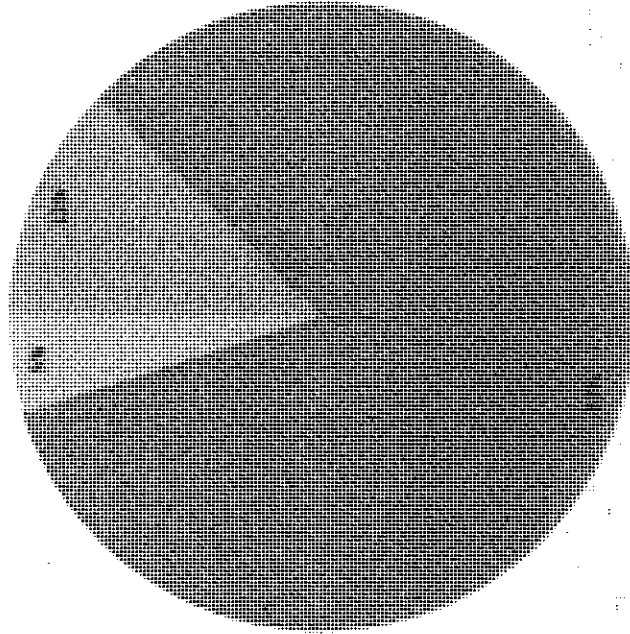
CHEMICALS	LBS USED	\$ /LB	TOTAL COST (\$)	COST/MG
LIQUID FERRIC SULFATE	360386	\$0.202	\$72,836	\$48.89
COAGULANT POLYMER (Clarifloc A-3333P)	3106	\$1.227	\$3,811	\$2.56
MICROSAND	9000	\$0.096	\$863	\$0.58
POTASSIUM PERMANGANATE	0	\$2.217	\$0	\$0.00
POLYALUMINUM HYDROXYCHLOROSULFATE (Filter Aid)	30306	\$0.359	\$10,892	\$7.31
LIQUID OXYGEN	147997	\$0.0380	\$5,630	\$3.78
RESIDUAL POLYMER (Clarifloc A-210P)	4831	\$0.780	\$3,769	\$2.53
CORROSION INHIBITOR (Great Notch)	26386	\$0.376	\$9,929	\$6.67
CORROSION INHIBITOR (BOTANY)	2191	\$0.376	\$824	\$0.55
CORROSION INHIBITOR (Airport, Ver, Tot)	5442	\$0.376	\$2,048	\$1.37
CORROSION INHIBITOR (Morris County)	10983	\$0.376	\$4,133	\$2.77
	GALS USED	\$/GALS	TOTAL COST (\$)	COST/MG
RESIDUAL MANAGEMENT (Sludge Hauling+PVSC)	1901500	\$0.085	\$160,677	\$107.86
PVSC SEWER FEES (INCL. TANK #3 DECANT)	cost per month (based on 2014 parameters) =		\$2,708	\$1.82
HYDROGEN PEROXIDE	1412	\$3.089	\$4,361	\$2.93
SODIUM HYDROXIDE (CAUSTIC)	89462	\$1.7635	\$157,766	\$105.90
SULFURIC ACID	26582	\$1.430	\$38,012	\$25.52
15% SODIUM HYPOCHLORITE (PRE)	25018	\$0.639	\$15,986	\$10.73
15% SODIUM HYPOCHLORITE (POST)	19090	\$0.639	\$12,199	\$8.19
(NaOCL) LEVINE RESERVOIR	1685	\$0.639	\$1,077	\$0.72
(NaOCL) NEW ST. RESERVOIR	1998	\$0.639	\$1,277	\$0.86
(NaOCL) GREAT NOTCH RESERVOIR	1866	\$0.639	\$1,192	\$0.80
(NaOCL) BOTANY	613	\$0.639	\$392	\$0.26
			TOTAL COST	COST/MG
WATER TREATMENT COST			\$322,357	\$216.39
RESIDUAL TREATMENT COST			\$164,445	\$110.39
RESERVOIR + BOTANY + GREAT NOTCH TREATMENT COST			\$14,691	\$9.86
TOTAL MONTHLY TREATMENT COST			\$501,493	\$336.64
TOTAL TREATED WATER (MG)			1490	

Water Superintendent
WENDY A. SIMONE

DATE

November 2015

8,890 Calls



■ Transferred - 883

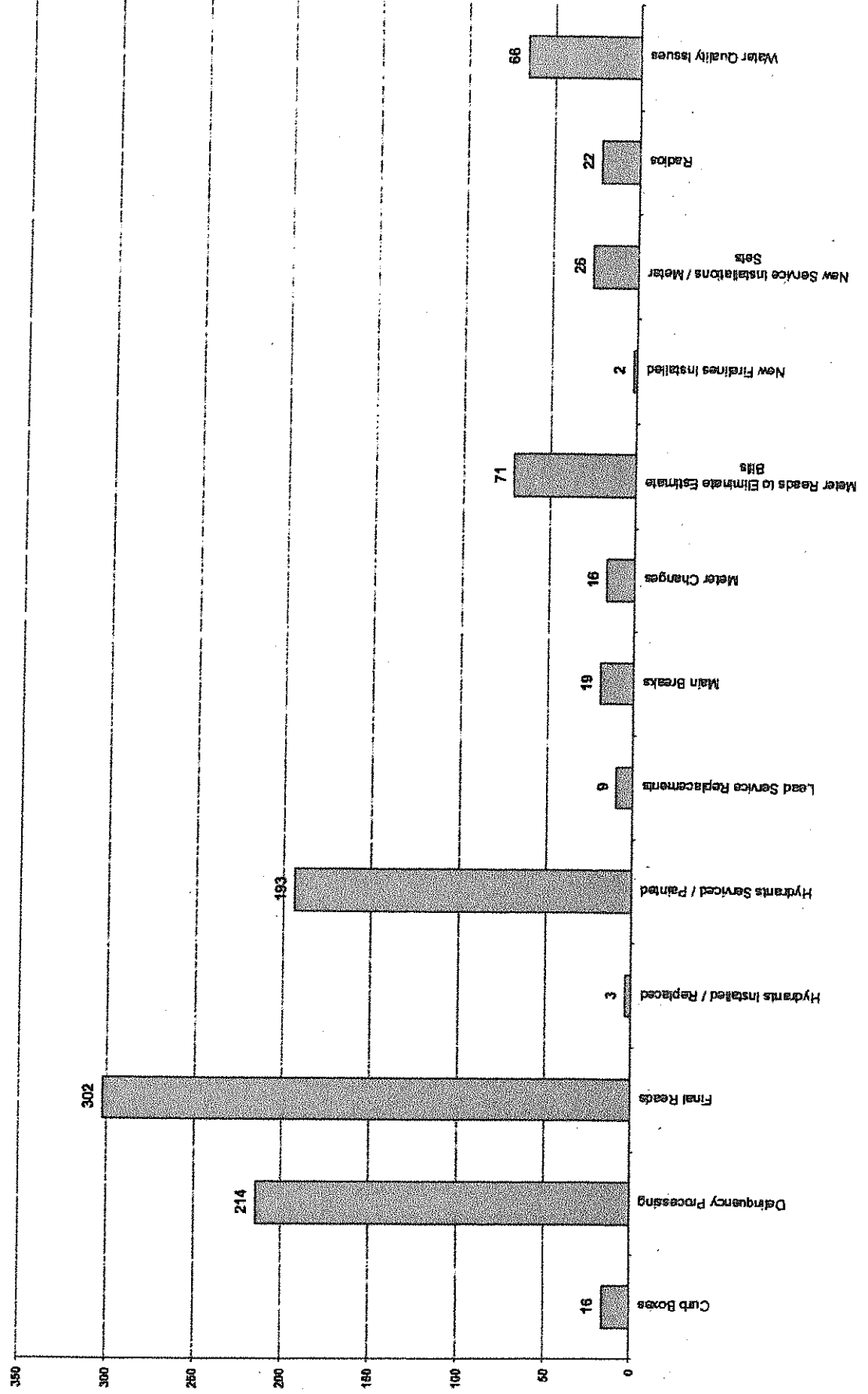
■ Handled - 5,964

■ Abandoned - 363

November 2015 – Work Orders

Total: 967

8 hydrants need to be replaced



Aged Arrears Detail ListingReport Criteria Selected

A/R Type:	Sewer;Water;
Account Status:	Active
Account Type:	
Company:	PASSAIC VALLEY WATER COMM
Cycle:	
A/R Amount:	9999.99
Ageing Date:	Tuesday, December 1, 2015
Selected Ageing Bucket:	0-30 Days
Selected Ageing Bucket:	31-60 Days
Selected Ageing Bucket:	61-90 Days
Selected Ageing Bucket:	91-120 Days
Selected Ageing Bucket:	120+ Days
Selected Ageing Bucket:	Not Aged

Aged Arrears Detail Listing

Printed: 1/20/2015 2:12:56 pm
 Company Name: PASSAIC VALLEY WATER COMM
 Division: Elmwood Park
 Cycle: 04

Customer #	Customer Name	Address	Account Status/ Account Type	Cycle	Not Aged	0 - 30 Days	31-60 Days	61-90 Days	91-120 Days	120+ Days	Current Balance
0223811	MORGAN PROPERTIES-ELMWOOD VILL	A 104 ELWOOD TERRACE - ELWOOD PARK, NJ, 07407	Active Residential	04		\$37,047.84					\$37,047.84
132514	MARCAI PAPER COMPANY	486-844 RIVER DRIVE - ELWOOD PARK, NJ, 07407	Active Residential	04		\$35,330.92					\$35,330.92
148224											
Cycle: 04											
Total Customers: 2											
Total Customers: 2											
Division: Elmwood Park											
0208349	KEVIN TRYANOWSKI	181 PASSAIC STREET - GARFIELD, NJ, 07026	Active Residential	18		\$81.12		\$81.75			\$72,378.76
160282											
Cycle: 18											
Total Customers: 1											
Total Customers: 1											
Division: Garfield											
0128379	NATIONAL TRICOT CO.	101 INDUSTRIAL STE	Active Fireline	19		\$845.16	\$322.50	\$322.50	\$322.50	\$36,115.16	\$36,238.03
018784	FIREL									\$13,367.96	\$14,970.86
0123487	NEWS ALLWOOD CONDO	CLIFTON, NJ, 07012	Active Commercial - up to 6" mtr	19		\$10,123.88		\$428.98			\$10,556.86
022724	10 LOU WONG DRIVE - CLIFTON, NJ, 07012										
0088523	JOSEPH NIKUSCHER		Active Small Commercial - < 2"	19			\$70.49			\$10,317.22	\$10,387.71
028916	315 PARKER AVENUE - CLIFTON, NJ, 07011										
0123387	ALFRED HELLER		Active Industrial - 6" and above	19		\$829.64		\$629.64	\$314.82	\$23,407.84	\$24,981.74
041164	388 GETTY AVENUE - CLIFTON, NJ, 07012										
0120847	ALFRED HELLER HEAT		Active Fireline	19		\$845.16	\$322.50	\$322.50	\$322.50	\$22,343.51	\$23,958.41
041168	5 WELLINGTON STREET										
Cycle: 19											
Total Customers: 5											
Total Customers: 5											
Division: PWWC - Clifton											
0187946	M. SCHUELLER		Active Residential	23		\$12,049.34	\$718.65	\$1,701.78	\$959.98	\$69,428.33	\$84,853.58
047334	8 CORABELLE AVENUE - LODI, NJ, 07644					\$131.30		\$1,701.78	\$959.98	\$8,879.76	\$14,870.25
0178523	MICHAEL CRUZ		Active Residential	23		\$8,543.35		\$17,573.44		\$38,721.44	\$52,838.23
048230	4 GARIBOLDI AVENUE - LODI, NJ, 07644										
Cycle: 23											
Total Customers: 2											
Total Customers: 2											
Division: PWWC - Lodi											
0201763	EAST NEWARK CENTER, LLC		Active Industrial - 6" and above	25		\$9,874.65		\$23,432.63		\$45,801.20	\$77,708.48
189162	255 GRANT AVENUE - EAST NEWARK, NJ, 07028					\$4,948.56	\$2,474.28	\$2,474.28	\$2,474.28	\$85,654.32	\$98,025.72
Cycle: 25											
Total Customers: 1											
Total Customers: 1											
Division: PWWC - North Arlington											
0123149	CARLTON TOWERS CONDO		Active Commercial - up to 6" mtr	15		\$4,948.56	\$2,474.28	\$2,474.28	\$2,474.28	\$85,654.32	\$98,025.72
055806	385 AYCROG AVENUE - PASSAIC, NJ, 07655					\$18,634.30	\$8,371.47				\$25,805.77
0232881	PASSAIC INDUSTRIAL PROP, LLC		Active Industrial - 6" and above	15		\$12,578.20				\$177.49	\$12,578.23
058166	90 DAYTON AVENUE - PASSAIC, NJ, 07655									\$38,685.14	\$38,982.10
0083878	PASSAIC BOARD OF EDUCATION		Active Municipal	15		\$109.53		\$322.58		\$18,898.12	\$18,998.02
058600	390 GREGORY AVENUE - PASSAIC, NJ, 07655					\$845.16	\$322.58				
0125555	AHMAD ODATALLA		Active Fireline	15						\$484.11	\$22,715.65
0811744	300-302 JEFFERSON STREET										
0125847	PASSAIC, NJ, 07655										
053814	TRINITY PARTNERS, LLC.		Active Fireline	15		\$988.22	\$484.11				\$25,136.20
053814	603-687 MAIN AVENUE										
053814	FIREL										
053814	PASSAIC, NJ, 07655										

Aged Arrears Detail Listing

Customer #	Customer Name	Account #	Account Status/	Account Type	Not Aged	0 - 30 Days	31-60 Days	61-90 Days	91-120 Days	120+ Days	Current Balance
0125647	TRINITY PARTNERS, LLC		Active	Small Commercial - < 2"		\$360.06	\$360.06	\$180.04	\$9,146.43	\$10,046.63	
063816	965-667 MAIN AVENUE - PASSAIC, NJ, 07055		Active	Small Commercial - < 2"		\$2,334.34	\$2,247.43	\$1,054.82	\$5,697.06	\$11,333.75	
0236627	SEAGAL HOME		Active	Small Commercial - < 2"		\$357.32	\$400.79	\$151.50	\$10,523.10	\$11,432.78	
0803882	919 MAIN AVENUE - PASSAIC, NJ, 07055		Active	Small Commercial - < 2"		\$2,351.64	\$3,224.29	\$1,342.38	\$10,426.87	\$15,248.95	
0181077	JET MANAGEMENT, LLC		Active	Small Commercial - < 2"		\$2,981.68		\$976.70	\$17,676.75	\$25,235.10	
094064	DONA COSINA RESTAURANT		Active	Small Commercial - < 2"		\$835.29		\$976.70	\$20,788.90	\$22,380.59	
0245775	81 379 MONROE STREET - PASSAIC, NJ, 07055		Active	Small Commercial - < 2"		\$3,102.18		\$3,852.53	\$10,073.03	\$17,027.72	
0655074	PASSAIC REALTY, LLC		Active	Small Commercial - < 2"		\$187.97		\$199.59	\$11,166.98	\$11,504.94	
065180	23 PASSAIC AVENUE - PASSAIC, NJ, 07055		Active	Small Commercial - < 2"		\$73,830.78				\$73,830.78	
0244458	GREEN UNION, LLC		Active	Small Commercial - < 2"		\$945.18	\$322.58	\$322.58	\$14,304.13	\$16,917.03	
066410	47 PASSAIC STREET - PASSAIC, NJ, 07055		Active	Small Commercial - < 2"		\$845.16		\$322.58	\$322.58	\$23,384.58	
0118831	PASSAIC BOARD OF EDUCATION		Active	Municipal		\$333.30		\$166.85			
066878	175 GREGORY AVENUE - PASSAIC, NJ, 07055		Active	Residential							
0221833	JOSE RODRIGUEZ		Active	Commercial - up to 6" mtr							
067104	472 PAULSON AVENUE - PASSAIC, NJ, 07055		Active	Commercial - up to 6" mtr							
0681411	VICTOR CAMILO		Active	Commercial - up to 6" mtr							
068336	380-400 RIVER DRIVE - PASSAIC, NJ, 07055		Active	Commercial - up to 6" mtr							
0135871	CAMACHO EZEQUIEL		Active	Commercial - up to 6" mtr							
070828	44-46 WALL STREET		Active	Fireline							
0125873	PASSAIC, NJ, 07055		Active	Fireline							
070832	LUNARAS, LLC		Active	Fireline							
0227833	ENVIROCORP LOGISTICS SERVICES		Active	Fireline							
173682	88-105 PASSAIC STREET		Active	Fireline							
0250153	PASSAIC, NJ, 07055		Active	Industrial - 6" and above							
175878	PASSAIC COMMERCIAL PROPERTIES		Active	Industrial - 6" and above							
0250156	35 8TH STREET - PASSAIC, NJ, 07055		Active	Industrial - 6" and above							
175872	PASSAIC COMMERCIAL PROPERTIES		Active	Industrial - 6" and above							
Cycle: 15						\$137,550.63	\$28,661.46	\$1,818.50	\$12,024.63	\$221,857.35	\$401,412.57
Total Customers: 19											
0688543	ST MARY'S HOSPITAL		Active	Commercial - up to 6" mtr		\$51,184.39	\$30,635.82	\$285.85		\$82,187.08	
058344	350 BOULEVARD - PASSAIC, NJ, 07055		Active	Commercial - up to 6" mtr							
Cycle: 99						\$51,184.39	\$30,635.82	\$285.85		\$82,187.08	
Total Customers: 1											
Division: PVWC - Passaic											
0932397	PATERSON PUBLIC LIBRARY		Active	Municipal		\$189,748.02	\$59,187.28	\$1,885.35	\$12,024.63	\$231,857.35	\$403,509.63
075078	248 BROADWAY - PATERSON, NJ, 07501		Active	Municipal		\$207.24		\$487.39		\$9,806.36	\$10,500.96
0123307	680 BROADWAY CONDO ASSOC, INC.		Active	Commercial - up to 6" mtr		\$10,468.74				\$10,468.74	
075328	680 BROADWAY - PATERSON, NJ, 07514		Active	Commercial - up to 6" mtr							
0281689	MAHMOUD ABRUQMI		Active	Fireline		\$333.30	\$166.65	\$166.65	\$195.65	\$9,490.84	\$10,324.09
075314	73-75 LEVINE STREET		Active	Fireline							
0124201	PATERSON, NJ, 07503		Active	Fireline							
093416	GLOBAL MANAGEMENT, INC.		Active	Fireline		\$645.16	\$322.58	\$322.58	\$11,881.26	\$13,484.16	
0122755	PATERSON, NJ, 07505		Active	Municipal							
084182	COUNTY OF PASSAIC-COURT HOUSE		Active	Municipal		\$25,812.84				\$25,812.84	
0122158	401 GRAND STREET - PATERSON, NJ, 07505		Active	Municipal							
094206	PASSAIC COLOR & CHEMICAL CO.		Active	Industrial - 6" and above		\$11,542.58	\$4,399.63			\$16,042.19	
	14 HARRISON STREET - PATERSON, NJ, 07501		Active	Industrial - 6" and above							

Aged Arrears Detail Listing

Customer #	Customer Name	Address	Account #	Account Status/ Account Type	Cycle	Net Age	0 - 30 Days	31 - 60 Days	61 - 90 Days	91 - 120 Days	120+ Days	Current Balance
0180283	FOR SERVICE CORP OF NJ			Active	01		\$13,557.80	\$5,778.22	\$3,523.98	\$9,608.41	\$118,248.70	\$150,725.11
086960	179 LAFAYETTE STREET - PATERSON, NJ, 07501			Commercial - up to 6" mtr								
0137547	GRAND GENERAL STORES, INC.			Active	01		\$527.20	\$323.94	\$250.02	\$254.38	\$17,423.00	\$18,898.54
088718	186 MAIN STREET - PATERSON, NJ, 07506			Small Commercial - < 2"								
0117835	NABIL HAYAB			Active	01		\$333.20	\$186.65	\$186.65	\$186.65	\$10,119.92	\$10,993.17
089764	234 MAIN STREET FIREL			Fireline								
0172223	PATERSON, NJ, 07505											
091818	CRESCENT HOLDING LLC			Active	01		\$645.16	\$322.58	\$322.58	\$322.58	\$10,030.84	\$11,643.54
	107-109 MARKET STREET FIREL			Fireline								
0124489	PATERSON, NJ, 07509											
092530	W.A.S REALTY CO.			Active	01		\$968.22	\$484.11	\$484.11	\$484.11	\$12,466.90	\$14,877.45
	928 MARKET STREET FIREL			Fireline								
0122755	PATERSON, NJ, 07513											
092594	COUNTY OF PASSAIC-COURT HOUSE			Active	01		\$19,384.32					\$19,384.32
0124511	11 MARSHALL STREET - PATERSON, NJ, 07501			Municipal								
092786	WLS GROUP, LLC.			Active	01		\$845.16	\$322.58	\$322.58	\$322.58	\$17,501.49	\$18,114.39
	309 MARSHALL STREET FIREL			Fireline								
0124515	PATERSON, NJ, 07503											
092814	GARFO-JURBAN REN. CORP.			Active	01		\$845.16	\$322.58	\$322.58	\$322.58	\$10,027.10	\$11,640.00
	508 MARSHALL STREET FIREL			Fireline								
0011555	PATERSON, NJ, 07503											
087214	GALAXIE CHEM CORP			Active	01		\$845.16	\$322.58	\$322.58	\$322.58	\$22,827.02	\$24,239.92
	6-34 PIERCY STREET FIREL			Fireline								
0124657	PATERSON, NJ, 07522											
098002	CENTER CONTRACTING, CORP.			Active	01		\$333.20	\$186.65	\$186.65	\$186.65	\$11,778.35	\$12,611.80
	72 PUTNAM STREET FIREL			Fireline								
0128855	PATERSON, NJ, 07524											
098550	EL MOLINO FOOD, INC.			Active	01		\$845.16	\$322.58	\$322.58	\$322.58	\$18,244.11	\$19,857.01
	145 E RAILWAY AVENUE FIREL			Fireline								
0052917	PATERSON, NJ, 07503											
101888	GREAT FALLS DEV. CORP			Active	01		\$250.12	\$284.46	\$254.38	\$338.72	\$10,466.40	\$11,883.08
	2 MARKET STREET - PATERSON, NJ, 07501			Small Commercial - < 2"								
0124781	PATERSON COMM. DEVELOPMENT			Active	01		\$845.16	\$322.58	\$322.58	\$322.58	\$12,703.55	\$14,316.45
101880	2 MARKET STREET FIREL			Fireline								
0258553	PATERSON, NJ, 07501											
103948	ABDELKARIM DANIS			Active	01						\$170.00	\$170.00
	373 TRENTON AVENUE - PATERSON, NJ, 07503			Residential								
0124657	CENTER CONTRACTING, CORP.			Active	01		\$845.16	\$322.58	\$322.58	\$322.58	\$9,240.30	\$10,653.20
105482	59-81 WARREN STREET FIREL			Fireline								
0233821	PATERSON, NJ, 07524											
105482	PUTNAM DEVELOPMENT, CORP.			Active	01		\$535.30	\$186.65	\$186.65	\$186.65	\$11,457.30	\$12,290.55
	71 WARREN STREET FIREL			Fireline								
0261218	PATERSON, NJ, 07524											
106324	PRESTIGE HOSPITALITY			Active	01		\$17,809.64					\$17,809.64
	2 WOOD STREET - PATERSON, NJ, 07524			Commercial - up to 6" mtr								
0124931	DAVID GRIBALDI, CO.			Active	01		\$645.16	\$322.58	\$322.58	\$322.58	\$12,118.54	\$13,731.44
106374	61-89 1ST AVENUE FIREL			Fireline								
	PATERSON, NJ, 07514											

Aged Arrears Detail Listing

Printed: 12/01/2015 2:12:55 pm
 Company Name: PASSAIC VALLEY WATER COMM
 Division: PWWC - Paterson
 Cycle: 01

Customer #	Customer Name	Address	Account Status/ Accession Type	Cycle	Not Aged	0 - 30 Days	31-60 Days	61-90 Days	91-120 Days	120+ Days	Current Balance
0286569	JAMES HAYES	248 E 17TH STREET	Active	01		\$845.16	\$17,519.40	\$322.56			\$18,457.14
109442	FIREL		Fireline								
0108633	PATERSON, NJ 07524		Active	01		\$645.16	\$322.56	\$322.56		\$10,588.08	\$12,181.88
113714	AUCTIONS ONLINE, LLC.	11-17 E 23RD STREET	Fireline								
0229229	FIREL		Fireline								
114098	LOUIS MORRIS	PATERSON, NJ 07514	Active	01		\$812.97		\$812.97		\$10,205.11	\$10,331.05
0122859	693 E 23RD STREET - PATERSON, NJ 07514		Residential								
115186	ALLEN GUP & LAUND	971-975 E 24TH STREET - PATERSON, NJ 07513	Active	01		\$6,636.68	\$3,103.18	\$2,468.60	\$3,532.48	\$78.39	\$14,840.31
0251587	771-975 E 24TH STREET - PATERSON, NJ 07513		Small Commercial - < 2'								
118900	CORAL DYE & FIN CORP	35 E 31ST STREET - PATERSON, NJ 07513	Active	01		\$1,402.86	\$904.47	\$707.07	\$694.56	\$43,758.68	\$47,865.62
0756337	35 E 31ST STREET - PATERSON, NJ 07513		Industrial - 6' and above								
118922	CORAL DYE & FIN CORP	556 E 31ST STREET	Active	01		\$889.22	\$484.11	\$484.11	\$484.11	\$9,853.45	\$12,274.00
	FIREL		Fireline								
0125343	PATERSON, NJ 07513		Active	01		\$845.16	\$322.56	\$322.56		\$8,568.01	\$11,188.91
123244	CENTER CONTRACTING CORP.	72 PUTNAM STREET	Fireline								
0222641	PATERSON, NJ 07524		Active	01		\$13,268.42	\$5,159.95				\$18,428.37
128986	MY MY ENTERPRISES	421 E 16TH STREET - PATERSON, NJ 07514	Commercial - up to 6' ntr								
0243167	LIBERTY ADULT DAY CARE	246 PATERSON AVENUE	Active	01		\$845.16	\$322.56	\$322.56		\$14,905.21	\$16,418.11
175078	FIREL		Fireline								
	PATERSON, NJ 07602										
Cycle: 01											
0122687	RPL HOLDINGS LLC	15 RIVER ROAD - ELMWOOD PARK, NJ 07407	Active	05		\$13,200.21	\$42,977.01	\$13,593.74	\$20,154.33	\$434,844.59	\$844,589.88
045092	INDUSTRIAL - 6' and above		Industrial - 6' and above								
0109785	MARCAL PAPER COMPANY	1 MARKET STREET - ELMWOOD PARK, NJ 07407	Active	05		\$12,786.11	\$21,937.03				\$34,726.14
159044	INDUSTRIAL - 6' and above		Industrial - 6' and above								
Cycle: 05											
0122543	ST. JOSEPH'S HOSPITAL	84 GETTY AVENUE - PATERSON, NJ 07603	Active	99		\$91,980.38	\$21,937.03				\$113,917.41
060314	COMMERCIAL - up to 8' ntr		Commercial - up to 8' ntr								
0238555	ST. JOSEPH'S REGIONAL MED CNTR	703 MAIN STREET - PATERSON, NJ 07603	Active	99		\$18,415.74	\$15,358.15	\$4,101.71			\$38,876.60
174392	COMMERCIAL - up to 6' ntr		Commercial - up to 6' ntr								
0238859	ST. JOSEPH'S REGIONAL MED CNTR	703 MAIN STREET - PATERSON, NJ 07603	Active	99		\$3,832.20	\$2,269.54	\$2,222.54	\$2,098.22	\$1,495.55	\$11,828.35
174394	COMMERCIAL - up to 6' ntr		Commercial - up to 6' ntr								
Cycle: 99											
0122543	ST. JOSEPH'S HOSPITAL	84 GETTY AVENUE - PATERSON, NJ 07603	Active	99		\$91,443.82	\$8,324.25	\$8,324.25	\$2,068.22	\$1,495.55	\$160,699.24
060314	COMMERCIAL - up to 8' ntr		Commercial - up to 8' ntr								
0238555	ST. JOSEPH'S REGIONAL MED CNTR	703 MAIN STREET - PATERSON, NJ 07603	Active	99		\$18,415.74	\$15,358.15	\$4,101.71			\$38,876.60
174392	COMMERCIAL - up to 6' ntr		Commercial - up to 6' ntr								
0238859	ST. JOSEPH'S REGIONAL MED CNTR	703 MAIN STREET - PATERSON, NJ 07603	Active	99		\$3,832.20	\$2,269.54	\$2,222.54	\$2,098.22	\$1,495.55	\$11,828.35
174394	COMMERCIAL - up to 6' ntr		Commercial - up to 6' ntr								
Cycle: 99											
0122543	ST. JOSEPH'S HOSPITAL	84 GETTY AVENUE - PATERSON, NJ 07603	Active	99		\$91,443.82	\$8,324.25	\$8,324.25	\$2,068.22	\$1,495.55	\$160,699.24
060314	COMMERCIAL - up to 8' ntr		Commercial - up to 8' ntr								
0238555	ST. JOSEPH'S REGIONAL MED CNTR	703 MAIN STREET - PATERSON, NJ 07603	Active	99		\$18,415.74	\$15,358.15	\$4,101.71			\$38,876.60
174392	COMMERCIAL - up to 6' ntr		Commercial - up to 6' ntr								
0238859	ST. JOSEPH'S REGIONAL MED CNTR	703 MAIN STREET - PATERSON, NJ 07603	Active	99		\$3,832.20	\$2,269.54	\$2,222.54	\$2,098.22	\$1,495.55	\$11,828.35
174394	COMMERCIAL - up to 6' ntr		Commercial - up to 6' ntr								
Cycle: 99											
0122543	ST. JOSEPH'S HOSPITAL	84 GETTY AVENUE - PATERSON, NJ 07603	Active	99		\$91,443.82	\$8,324.25	\$8,324.25	\$2,068.22	\$1,495.55	\$160,699.24
060314	COMMERCIAL - up to 8' ntr		Commercial - up to 8' ntr								
0238555	ST. JOSEPH'S REGIONAL MED CNTR	703 MAIN STREET - PATERSON, NJ 07603	Active	99		\$18,415.74	\$15,358.15	\$4,101.71			\$38,876.60
174392	COMMERCIAL - up to 6' ntr		Commercial - up to 6' ntr								
0238859	ST. JOSEPH'S REGIONAL MED CNTR	703 MAIN STREET - PATERSON, NJ 07603	Active	99		\$3,832.20	\$2,269.54	\$2,222.54	\$2,098.22	\$1,495.55	\$11,828.35
174394	COMMERCIAL - up to 6' ntr		Commercial - up to 6' ntr								
Cycle: 99											
0122543	ST. JOSEPH'S HOSPITAL	84 GETTY AVENUE - PATERSON, NJ 07603	Active	99		\$91,443.82	\$8,324.25	\$8,324.25	\$2,068.22	\$1,495.55	\$160,699.24
060314	COMMERCIAL - up to 8' ntr		Commercial - up to 8' ntr								
0238555	ST. JOSEPH'S REGIONAL MED CNTR	703 MAIN STREET - PATERSON, NJ 07603	Active	99		\$18,415.74	\$15,358.15	\$4,101.71			\$38,876.60
174392	COMMERCIAL - up to 6' ntr		Commercial - up to 6' ntr								
0238859	ST. JOSEPH'S REGIONAL MED CNTR	703 MAIN STREET - PATERSON, NJ 07603	Active	99		\$3,832.20	\$2,269.54	\$2,222.54	\$2,098.22	\$1,495.55	\$11,828.35
174394	COMMERCIAL - up to 6' ntr		Commercial - up to 6' ntr								
Cycle: 99											
0122543	ST. JOSEPH'S HOSPITAL	84 GETTY AVENUE - PATERSON, NJ 07603	Active	99		\$91,443.82	\$8,324.25	\$8,324.25	\$2,068.22	\$1,495.55	\$160,699.24
060314	COMMERCIAL - up to 8' ntr		Commercial - up to 8' ntr								
0238555	ST. JOSEPH'S REGIONAL MED CNTR	703 MAIN STREET - PATERSON, NJ 07603	Active	99		\$18,415.74	\$15,358.15	\$4,101.71			\$38,876.60
174392	COMMERCIAL - up to 6' ntr		Commercial - up to 6' ntr								
0238859	ST. JOSEPH'S REGIONAL MED CNTR	703 MAIN STREET - PATERSON, NJ 07603	Active	99		\$3,832.20	\$2,269.54	\$2,222.54	\$2,098.22	\$1,495.55	\$11,828.35
174394	COMMERCIAL - up to 6' ntr		Commercial - up to 6' ntr								
Cycle: 99											
0122543	ST. JOSEPH'S HOSPITAL	84 GETTY AVENUE - PATERSON, NJ 07603	Active	99		\$91,443.82	\$8,324.25	\$8,324.25	\$2,068.22	\$1,495.55	\$160,699.24
060314	COMMERCIAL - up to 8' ntr		Commercial - up to 8' ntr								
0238555	ST. JOSEPH'S REGIONAL MED CNTR	703 MAIN STREET - PATERSON, NJ 07603	Active	99		\$18,415.74	\$15,358.15	\$4,101.71			\$38,876.60
174392	COMMERCIAL - up to 6' ntr		Commercial - up to 6' ntr								
0238859	ST. JOSEPH'S REGIONAL MED CNTR	703 MAIN STREET - PATERSON, NJ 07603	Active	99		\$3,832.20	\$2,269.54	\$2,222.54	\$2,098.22	\$1,495.55	\$11,828.35
174394	COMMERCIAL - up to 6' ntr		Commercial - up to 6' ntr								
Cycle: 99											
0122543	ST. JOSEPH'S HOSPITAL	84 GETTY AVENUE - PATERSON, NJ 07603	Active	99		\$91,443.82	\$8,324.25	\$8,324.25	\$2,068.22	\$1,495.55	\$160,699.24
060314	COMMERCIAL - up to 8' ntr		Commercial - up to 8' ntr								
0238555	ST. JOSEPH'S REGIONAL MED CNTR	703 MAIN STREET - PATERSON, NJ 07603	Active	99		\$18,415.74	\$15,358.15	\$4,101.71			\$38,876.60
174392	COMMERCIAL - up to 6' ntr		Commercial - up to 6' ntr								
0238859	ST. JOSEPH'S REGIONAL MED CNTR	703 MAIN STREET - PATERSON, NJ 07603	Active	99		\$3,832.20	\$2,269.54	\$2,222.54	\$2,098.22	\$1,495.55	\$11,828.35
174394	COMMERCIAL - up to 6' ntr		Commercial - up to 6' ntr								
Cycle: 99											
0122543	ST. JOSEPH'S HOSPITAL	84 GETTY AVENUE - PATERSON, NJ 07603	Active	99		\$91,443.82	\$8,324.25	\$8,324.25	\$2,068.22	\$1,495.55	\$160,699.24
060314	COMMERCIAL - up to 8' ntr		Commercial - up to 8' ntr								
0238555	ST. JOSEPH'S REGIONAL MED CNTR	703 MAIN STREET - PATERSON, NJ 07603	Active	99		\$18,415.74	\$15,358.15	\$4,101.71			\$38,876.60
174392	COMMERCIAL - up to 6' ntr		Commercial - up to 6' ntr								
0238859	ST. JOSEPH'S REGIONAL MED CNTR	703 MAIN STREET - PATERSON, NJ 07603	Active	99		\$3,832.20	\$2,269.54	\$2,222.54	\$2,098.22	\$1,495.55	\$11,828.35
174394	COMMERCIAL - up to 6' ntr		Commercial - up to 6' ntr								
Cycle: 99											
0122543	ST. JOSEPH'S HOSPITAL	84 GETTY AVENUE - PATERSON, NJ 07603	Active	99		\$91,443.82	\$8,324.25	\$8,324.25	\$2,068.22	\$1,495.55	\$160,699.24
060314	COMMERCIAL - up to 8' ntr		Commercial - up to 8' ntr								
0238555	ST. JOSEPH'S REGIONAL MED CNTR	703 MAIN STREET - PATERSON, NJ 07603	Active	99		\$18,415.74	\$15,358.15	\$4,101.71			\$38,876.60
174392	COMMERCIAL - up to 6' ntr		Commercial - up to 6' ntr								
0238859	ST. JOSEPH'S REGIONAL MED CNTR	703 MAIN STREET - PATERSON, NJ 07603	Active	99		\$3,832.20	\$2,269.54	\$2,222.54	\$2,098.22	\$1,495.55	\$11,828.35
174394	COMMERCIAL - up to 6' ntr		Commercial - up to 6' ntr								
Cycle: 99											
0122543	ST. JOSEPH'S HOSPITAL	84 GETTY AVENUE - PATERSON, NJ 07603	Active	99		\$91,443.82	\$8,324.25	\$8,324.25	\$2,068.22	\$1,495.55	\$160,699.24
060314	COMMERCIAL - up to 8' ntr		Commercial - up to 8' ntr								
0238555	ST. JOSEPH'S REGIONAL MED CNTR	703 MAIN STREET - PATERSON, NJ 07603	Active	99		\$18,415.74	\$15,358.15	\$4,101.71			\$38,876.60
174392	COMMERCIAL - up to 6' ntr		Commercial - up to 6' ntr								
0238859	ST. JOSEPH'S REGIONAL MED CNTR	703 MAIN STREET - PATERSON, NJ 07603	Active	99		\$3,832.20	\$2,269.54	\$2,222.54	\$2,098.22	\$1,495.55	\$11,828.35
174394	COMMERCIAL - up to 6' ntr		Commercial - up to 6' ntr								
Cycle: 99											
0122543	ST. JOSEPH'S HOSPITAL	84 GETTY AVENUE - PATERSON, NJ 07603	Active	99		\$91,443.82	\$8,324.25	\$8,324.25	\$2,068.22	\$1,495.55	\$160,699.24
060314	COMMERCIAL - up to 8' ntr		Commercial - up to 8' ntr								
0238555	ST. JOSEPH'S REGIONAL MED CNTR	703 MAIN STREET - PATERSON, NJ 07603	Active	99		\$18,415.74	\$15,358.15	\$4,101.71			\$38,876.60
174392	COMMERCIAL - up to 6' ntr		Commercial - up to 6' ntr								
0238859	ST. JOSEPH'S REGIONAL MED CNTR	703 MAIN STREET - PATERSON, NJ 07603	Active	99		\$3,832.20	\$2,269.54	\$2,222.54	\$2,098.22	\$1,495.55	\$11,828.3

Printed: 12/01/2015 2:12:56 pm
 Company Name: PASSAIC VALLEY WATER COMM
 Division: PVWC - Woodland Park
 Cycle: 13

Customer #	Customer Name	Account #	Address	Account Status/ Account Type	Cycle	Not Aged	0 - 30 Days	31-60 Days	61-90 Days	91-120 Days	120+ Days	Current Balance
PVWC - Woodland Park												
Total Customers: 1							\$11,107.28					\$11,107.28
Total Customers: 72							\$614,850.26	\$187,142.89	\$49,654.09	\$37,876.73	\$524,798.93	\$1,814,422.80
Grand Total:							\$614,960.26	\$187,142.89	\$49,654.09	\$37,876.73	\$524,798.93	\$1,814,422.80

Safe Drinking Water Act Regulatory Compliance Executive Summary - Submitted on December 11, 2015

- Lead Action level exceedance and ongoing sodium exceedance in the PVWC main system.
- Lead public education completed.
- Work is in progress under an Administrative Consent Order with NJDEP to address the open finished water reservoir requirements of the Long Term 2 Enhanced Surface Water Treatment Rule (LT2ESWTR).
- Ongoing manganese exceedance in the Post Brook system.

SAFE DRINKING WATER ACT REGULATORY COMPLIANCE OVERVIEW - NOVEMBER 2015					
	PVWC	HIGH CREST	LODI	NORTH ARLINGTON	POST BROOK
	NJ1605002	NJ1615003	NJ0231001	NJ0239001	NJ1615008
Microbiological Contaminants - status	IN COMPLIANCE	IN COMPLIANCE	IN COMPLIANCE	IN COMPLIANCE	IN COMPLIANCE
Coliform Detections	5	None	None	None	None
E. coli/Fecal Coliform Detections	None	None	None	None	None
Asbestos	IN COMPLIANCE	WAIVER	WAIVER	WAIVER	WAIVER
Bromate	IN COMPLIANCE				
Disinfection Byproducts: Trihalomethanes and Haloacetic Acids - status	IN COMPLIANCE	IN COMPLIANCE	IN COMPLIANCE	IN COMPLIANCE	IN COMPLIANCE
Disinfection Byproduct Precursors (TOC Removal)	IN COMPLIANCE				
Inorganics Contaminants- General	IN COMPLIANCE				IN COMPLIANCE
Lead	OUT OF COMPLIANCE LEAD ACTION LEVEL EXCEEDANCE	IN COMPLIANCE	IN COMPLIANCE	IN COMPLIANCE	IN COMPLIANCE
Copper	IN COMPLIANCE	IN COMPLIANCE	IN COMPLIANCE	IN COMPLIANCE	IN COMPLIANCE
Nitrate, mg/L	IN COMPLIANCE				IN COMPLIANCE
Radiochemical Contaminants	IN COMPLIANCE				IN COMPLIANCE
Secondary Contaminants - General	IN COMPLIANCE EXCEPT FOR 4TH QUARTER ODOR				IN COMPLIANCE EXCEPT FOR CHLORIDE, NITROGEN AND TOTAL DISSOLVED SOLIDS
Secondary Manganese (Mn)	IN COMPLIANCE		IN COMPLIANCE	IN COMPLIANCE	OUT OF COMPLIANCE ONGOING EXCEEDANCE
Secondary Sodium	OUT OF COMPLIANCE ONGOING EXCEEDANCE				IN COMPLIANCE
Volatile Organic Compounds	IN COMPLIANCE				IN COMPLIANCE
Synthetic Organic Compounds	2011-2013 WAIVER				2011-2013 WAIVER

PASSAIC VALLEY WATER COMMISSION
MONTHLY CHEMICAL COST SUMMARY
11/1/2015


CHEMICALS	LBS USED	\$ /LB	TOTAL COST (\$)	COST/MG
LIQUID FERRIC SULFATE	402023	\$0.202	\$81,251	\$56.85
COAGULANT POLYMER (Clarifloc A-3333P)	3069	\$1.227	\$3,765	\$2.63
MICROSAND	10000	\$0.096	\$959	\$0.67
POTASSIUM PERMANGANATE	1606	\$2.217	\$3,560	\$2.49
POLYALUMINUM HYDROXYCHLOROSULFATE (Filter Aid)	32809	\$0.359	\$11,791	\$8.25
LIQUID OXYGEN	195085	\$0.0380	\$7,421	\$5.19
RESIDUAL POLYMER (Clarifloc A-210P)	3547	\$0.860	\$3,051	\$2.13
CORROSION INHIBITOR (Great Notch)	27264	\$0.376	\$10,259	\$7.18
CORROSION INHIBITOR (BOTANY)	1449	\$0.376	\$545	\$0.38
CORROSION INHIBITOR (Airport, Ver, Tot)	8826	\$0.376	\$3,321	\$2.32
CORROSION INHIBITOR (Morris County)	6038	\$0.376	\$2,272	\$1.59
	GALS USED	\$ / GALS	TOTAL COST (\$)	COST/MG
RESIDUAL MANAGEMENT (Sludge Hauling+PVSC)	2722500	\$0.085	\$230,051	\$160.95
PVSC SEWER FEES (INCL. TANK #3 DECANT)	cost per month (based on 2014 parameters) =		\$2,708	\$1.89
HYDROGEN PEROXIDE	3530	\$3.089	\$10,903	\$7.63
SODIUM HYDROXIDE (CAUSTIC)	99862	\$1.7635	\$176,107	\$123.21
SULFURIC ACID	30328	\$1.430	\$43,370	\$30.34
15% SODIUM HYPOCHLORITE (PRE)	31816	\$0.639	\$20,330	\$14.22
15% SODIUM HYPOCHLORITE (POST)	20082	\$0.639	\$12,833	\$8.98
(NaOCL) LEVINE RESERVOIR	2426	\$0.670	\$1,625	\$1.14
(NaOCL) NEW ST. RESERVOIR	1173	\$0.670	\$786	\$0.55
(NaOCL) GREAT NOTCH RESERVOIR	1651	\$0.670	\$1,106	\$0.77
(NaOCL) BOTANY	381	\$0.670	\$255	\$0.18
			TOTAL COST	COST/MG
WATER TREATMENT COST			\$372,291	\$260.47
RESIDUAL TREATMENT COST			\$233,102	\$163.09
RESERVOIR + BOTANY + GREAT NOTCH TREATMENT COST			\$14,577	\$10.20
TOTAL MONTHLY TREATMENT COST			\$619,969	\$433.76
TOTAL TREATED WATER (MG)			1429	

Water Superintendent
WENDY A. SIMONE

DATE

October 2015

9,703 Calls



■ Transferred - 949

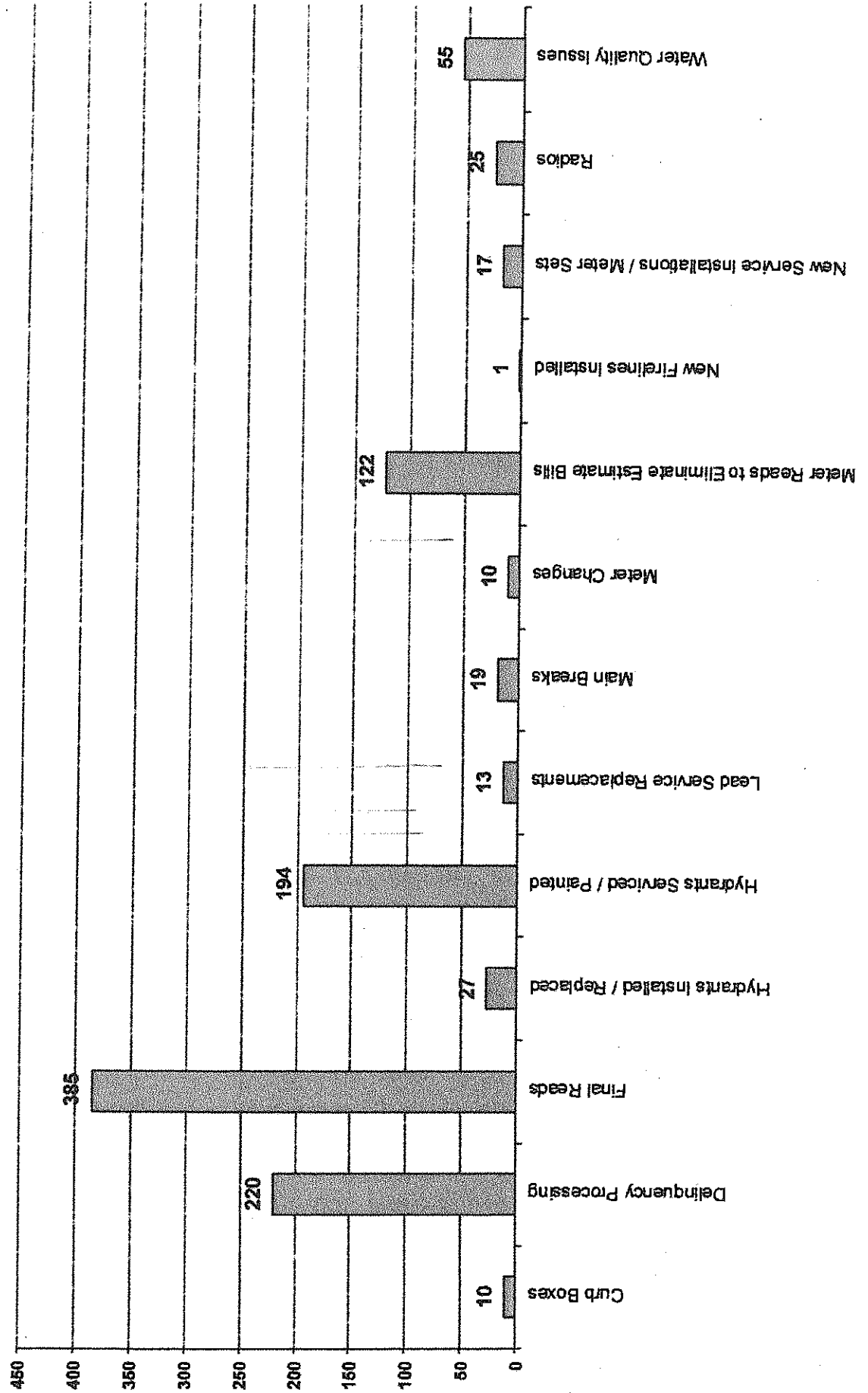
■ Handled - 6,745

■ Abandoned - 383

October 2015 – Work Orders

Total: 1,101

3 hydrants need to be replaced



Aged Arrears Detail ListingReport Criteria Selected

A/R Type: Sewer;Water;
Account Status: Active
Account Type:
Company: PASSAIC VALLEY WATER COMM
Cycle:
A/R Amount: 9999.99
Ageing Date: Friday, November 6, 2015

Selected Ageing Bucket:	0-30 Days
Selected Ageing Bucket:	31-60 Days
Selected Ageing Bucket:	61-90 Days
Selected Ageing Bucket:	91-120 Days
Selected Ageing Bucket:	120+ Days
Selected Ageing Bucket:	Not Aged

Aged Arrears Detail Listing

Account #	Customer Name	Address	Account Status/ Account Type	Cycle	Not Aged	0 - 30 Days	31-60 Days	61-90 Days	91-120 Days	120+ Days	Current Balance
0223811	MORGAN PROPERTIES-ELMWOOD VILL	A 84 ELWOOD TERRACE - ELWOOD PARK, NJ, 07407	Active	04		\$37,047.84					\$37,047.84
132514	MARCAI PAPER COMPANY	486-644 RIVER DRIVE - ELWOOD PARK, NJ, 07407	Active	04		\$35,330.92					\$35,330.92
148224			Residential								
Cycle: 04											
Total Customers: 2											
Total Customers: 2											
0208348	KEVIN TRYKOWSKI	181 PASSAIC STREET - GARFIELD, NJ, 07026	Active	18		\$81.12	\$81.75		\$38,115.16		\$72,378.76
180292			Residential								\$36,238.03
Cycle: 18											
Total Customers: 1											
Total Customers: 1											
0126378	NATIONAL TRICOT CO.	101 INDUSTRIAL STE	Active	18		\$322.58	\$843.16	\$322.58	\$372.58		\$36,238.03
018764	FIREL		Fireline								\$14,646.28
0123487	CLIFTON, NJ, 07012										
022724	NEWS ALWOOD CONDO	10 LOU WONG DRIVE - CLIFTON, NJ, 07012	Active	19		\$10,125.88	\$428.88				\$10,556.86
0086523	JOSEPH NIKSICHER		Active	19		\$70.49			\$84.23	\$10,252.99	\$10,387.71
028916	315 PARKER AVENUE - CLIFTON, NJ, 07011		Small Commercial - < 2'								
0123397	ALFRED HELLER		Active	19		\$828.84	\$828.84	\$314.32	\$318.58	\$21,038.06	\$24,881.74
0411684	308 GETTY AVENUE - CLIFTON, NJ, 07012		Industrial - 5' and above								
0128847	ALFRED HELLER HEAT		Active	19		\$322.58	\$843.16	\$322.58	\$322.58	\$22,020.93	\$23,633.83
041168	5 WELLINGTON STREET		Fireline								
Cycle: 19											
Total Customers: 6											
Total Customers: 6											
0187948	M SCHUELLER		Active	23		\$11,475.17	\$2,348.94	\$898.88	\$1,027.97	\$68,398.36	\$84,208.42
047334	8 CORABELLE AVENUE - LODI, NJ, 07644		Residential								
0178623	MICHAEL CRUZ		Active	23		\$131.30	\$5,858.19		\$1,027.97	\$68,398.36	\$84,208.42
048230	4 GARIBOLDI AVENUE - LODI, NJ, 07644		Residential							\$0,878.78	\$14,870.25
Cycle: 23											
Total Customers: 2											
Total Customers: 2											
0201783	EAST NEWARK CENTER, LLC		Active	25		\$8,874.55	\$23,432.83		\$45,601.20	\$45,601.20	\$77,708.48
153162	285 GRANT AVENUE - EAST NEWARK, NJ, 07102		Industrial - 6' and above								
Cycle: 25											
Total Customers: 1											
Total Customers: 1											
0121129	CENTRAL BERGEN PROPERTIES		Active	15		\$4,948.56	\$2,474.28	\$2,474.28	\$4,948.56	\$80,765.76	\$95,551.44
045108	850 RIVER ROAD - GARFIELD, NJ, 07026		Industrial - 6' and above								
0123149	CARLTON TOWERS CONDO		Active	15		\$27,088.13					\$27,088.13
055805	285 AYCRIGG AVENUE - PASSAIC, NJ, 07685		Commercial - up to 6' mtr								
0352861	PASSAIC INDUSTRIAL PROP, LLC.		Active	15		\$12,152.57					\$12,152.57
059188	90 DAYTON AVENUE - PASSAIC, NJ, 07655		Industrial - 6' and above								
0963878	PASSAIC BOARD OF EDUCATION		Active	18		\$109.53					\$38,852.10
098880	390 GREGORY AVENUE - PASSAIC, NJ, 07055		Municipal					\$177.43			\$18,279.44
0125555	AKHAR ODATALLA		Active	15		\$322.58	\$843.16				\$18,279.44
081744	200-202 JEFFERSON STREET		Fireline								
Cycle: 15											
Total Customers: 1											
Total Customers: 1											
0121129	CENTRAL BERGEN PROPERTIES		Active	15		\$113,970.72	\$2,474.28	\$2,474.28	\$4,948.56	\$80,765.76	\$113,970.72
045108	850 RIVER ROAD - GARFIELD, NJ, 07026		Industrial - 6' and above								
0123149	CARLTON TOWERS CONDO		Active	15		\$27,088.13					\$27,088.13
055805	285 AYCRIGG AVENUE - PASSAIC, NJ, 07685		Commercial - up to 6' mtr								
0352861	PASSAIC INDUSTRIAL PROP, LLC.		Active	15		\$12,152.57					\$12,152.57
059188	90 DAYTON AVENUE - PASSAIC, NJ, 07655		Industrial - 6' and above								
0963878	PASSAIC BOARD OF EDUCATION		Active	18		\$109.53					\$38,852.10
098880	390 GREGORY AVENUE - PASSAIC, NJ, 07055		Municipal					\$177.43			\$18,279.44
0125555	AKHAR ODATALLA		Active	15		\$322.58	\$843.16				\$18,279.44
081744	200-202 JEFFERSON STREET		Fireline								
Cycle: 15											
Total Customers: 1											
Total Customers: 1											

Aged Arrears Detail Listing

Customer #	Customer Name	Address	Account #	Account Status	Account Type	Cycle	Net Age	9 - 30 Days	31-60 Days	61-90 Days	91-120 Days	120+ Days	Current Balance
0125647	TRINITY PARTNERS, LLC.	643-587 MAIN AVENUE	003514	Active	Fireline	15		\$484.11	\$808.22		\$22,231.54	\$24,652.09	
0236627	PASSAIC, NJ, 07055			Active	Fireline	15							
053982	SEAGAL HOME	919 MAIN AVENUE - PASSAIC, NJ, 07055		Active	Small Commercial - < 2'	15		\$2,457.45	\$1,036.81	\$1,054.92	\$1,176.03	\$9,519.03	\$15,246.24
0191877	JET MANAGEMENT, LLC.	4 MARKET STREET - PASSAIC, NJ, 07055		Active	Small Commercial - < 2'	15		\$379.05	\$168.58	\$151.50	\$107.35	\$10,415.50	\$11,252.31
054084	DONA COSOVA RESTAURANT	#1 378 MONROE STREET - PASSAIC, NJ, 07055		Active	Small Commercial - < 2'	15		\$2,351.64		\$2,470.64		\$10,428.67	\$15,248.95
0245775	PARTNRY REALTY CO.	460 MONROE STREET - PASSAIC, NJ, 07055		Active	Small Commercial - < 2'	15		\$7,898.77	\$3,898.03				\$11,892.80
065172	PASSAIC REALTY, LLC.	23 PASSAIC AVENUE - PASSAIC, NJ, 07055		Active	Small Commercial - < 2'	15		\$3,231.53	\$1,652.40	\$1,342.38	\$1,440.15	\$18,238.80	\$23,803.08
068180	GREEN UNION, LLC.	47 PASSAIC STREET - PASSAIC, NJ, 07055		Active	Small Commercial - < 2'	15		\$833.29		\$976.70		\$20,768.80	\$22,380.59
0244459	PASSAIC BOARD OF EDUCATION	175 GREGORY AVENUE - PASSAIC, NJ, 07055		Active	Municipal	15		\$3,102.16		\$3,652.53		\$10,073.03	\$17,027.72
0118631	JOE RODRIGUEZ	472 PAULSON AVENUE - PASSAIC, NJ, 07055		Active	Residential	15		\$187.97		\$196.90		\$11,106.88	\$11,504.94
067104	VICTOR CAMILO	380-400 RIVER DRIVE - PASSAIC, NJ, 07055		Active	Commercial - up to 8' mtr	15		\$30,292.67					\$30,292.67
098326	COMACHO EZEQUIEL	44-48 WALL STREET		Active	Fireline	15		\$322.39	\$645.16		\$645.16	\$18,981.55	\$20,594.45
0125871	PASSAIC, NJ, 07055			Active	Fireline	15							
070628	PASSAIC, NJ, 07055			Active	Fireline	15		\$322.39	\$645.16		\$645.16	\$21,448.48	\$23,052.38
0125873	PASSAIC, NJ, 07055			Active	Fireline	15							
070632	PASSAIC, NJ, 07055			Active	Fireline	15		\$168.65	\$333.30		\$333.30	\$11,025.00	\$12,498.15
0227833	ENVIROCORP LOGISTICS SERVICES	98-105 PASSAIC STREET		Active	Fireline	15		\$127,062.34	\$9,720.82	\$10,226.09	\$4,952.53	\$218,185.89	\$371,138.67
173602	PASSAIC, NJ, 07055			Active	Fireline	15							
0250153	PASSAIC COMMERCIAL PROPERTIES	35 8TH STREET - PASSAIC, NJ, 07055		Active	Industrial - 8' and above	15		\$11,389.93					\$11,389.93
175870	PASSAIC COMMERCIAL PROPERTIES	35 8TH STREET - PASSAIC, NJ, 07055		Active	Industrial - 8' and above	15		\$10,107.43					\$10,107.43
0250159	PASSAIC COMMERCIAL PROPERTIES	35 8TH STREET - PASSAIC, NJ, 07055		Active	Industrial - 8' and above	15							
175872	PASSAIC, NJ, 07055			Active	Fireline	15		\$127,062.34	\$9,720.82	\$10,226.09	\$4,952.53	\$218,185.89	\$371,138.67
0085643	ST. MARY'S HOSPITAL	350 BOULEVARD - PASSAIC, NJ, 07055		Active	Commercial - up to 8' mtr	99		\$52,563.13	\$22,194.16				\$74,757.29
093444	PASSAIC, NJ, 07055			Active	Fireline	15							
0227833	ENVIROCORP LOGISTICS SERVICES	98-105 PASSAIC STREET		Active	Fireline	15		\$127,062.34	\$9,720.82	\$10,226.09	\$4,952.53	\$218,185.89	\$371,138.67
173602	PASSAIC, NJ, 07055			Active	Fireline	15							
0250153	PASSAIC COMMERCIAL PROPERTIES	35 8TH STREET - PASSAIC, NJ, 07055		Active	Industrial - 8' and above	15		\$11,389.93					\$11,389.93
175870	PASSAIC COMMERCIAL PROPERTIES	35 8TH STREET - PASSAIC, NJ, 07055		Active	Industrial - 8' and above	15		\$10,107.43					\$10,107.43
0250159	PASSAIC COMMERCIAL PROPERTIES	35 8TH STREET - PASSAIC, NJ, 07055		Active	Industrial - 8' and above	15							
175872	PASSAIC, NJ, 07055			Active	Fireline	15		\$127,062.34	\$9,720.82	\$10,226.09	\$4,952.53	\$218,185.89	\$371,138.67
0085643	ST. MARY'S HOSPITAL	350 BOULEVARD - PASSAIC, NJ, 07055		Active	Commercial - up to 8' mtr	99		\$52,563.13	\$22,194.16				\$74,757.29
093444	PASSAIC, NJ, 07055			Active	Fireline	15							
0227833	ENVIROCORP LOGISTICS SERVICES	98-105 PASSAIC STREET		Active	Fireline	15		\$127,062.34	\$9,720.82	\$10,226.09	\$4,952.53	\$218,185.89	\$371,138.67
173602	PASSAIC, NJ, 07055			Active	Fireline	15							
0250153	PASSAIC COMMERCIAL PROPERTIES	35 8TH STREET - PASSAIC, NJ, 07055		Active	Industrial - 8' and above	15		\$11,389.93					\$11,389.93
175870	PASSAIC COMMERCIAL PROPERTIES	35 8TH STREET - PASSAIC, NJ, 07055		Active	Industrial - 8' and above	15		\$10,107.43					\$10,107.43
0250159	PASSAIC COMMERCIAL PROPERTIES	35 8TH STREET - PASSAIC, NJ, 07055		Active	Industrial - 8' and above	15							
175872	PASSAIC, NJ, 07055			Active	Fireline	15		\$127,062.34	\$9,720.82	\$10,226.09	\$4,952.53	\$218,185.89	\$371,138.67
0085643	ST. MARY'S HOSPITAL	350 BOULEVARD - PASSAIC, NJ, 07055		Active	Commercial - up to 8' mtr	99		\$52,563.13	\$22,194.16				\$74,757.29
093444	PASSAIC, NJ, 07055			Active	Fireline	15							
0227833	ENVIROCORP LOGISTICS SERVICES	98-105 PASSAIC STREET		Active	Fireline	15		\$127,062.34	\$9,720.82	\$10,226.09	\$4,952.53	\$218,185.89	\$371,138.67
173602	PASSAIC, NJ, 07055			Active	Fireline	15							
0250153	PASSAIC COMMERCIAL PROPERTIES	35 8TH STREET - PASSAIC, NJ, 07055		Active	Industrial - 8' and above	15		\$11,389.93					\$11,389.93
175870	PASSAIC COMMERCIAL PROPERTIES	35 8TH STREET - PASSAIC, NJ, 07055		Active	Industrial - 8' and above	15		\$10,107.43					\$10,107.43
0250159	PASSAIC COMMERCIAL PROPERTIES	35 8TH STREET - PASSAIC, NJ, 07055		Active	Industrial - 8' and above	15							
175872	PASSAIC, NJ, 07055			Active	Fireline	15		\$127,062.34	\$9,720.82	\$10,226.09	\$4,952.53	\$218,185.89	\$371,138.67
0085643	ST. MARY'S HOSPITAL	350 BOULEVARD - PASSAIC, NJ, 07055		Active	Commercial - up to 8' mtr	99		\$52,563.13	\$22,194.16				\$74,757.29
093444	PASSAIC, NJ, 07055			Active	Fireline	15							
0227833	ENVIROCORP LOGISTICS SERVICES	98-105 PASSAIC STREET		Active	Fireline	15		\$127,062.34	\$9,720.82	\$10,226.09	\$4,952.53	\$218,185.89	\$371,138.67
173602	PASSAIC, NJ, 07055			Active	Fireline	15							
0250153	PASSAIC COMMERCIAL PROPERTIES	35 8TH STREET - PASSAIC, NJ, 07055		Active	Industrial - 8' and above	15		\$11,389.93					\$11,389.93
175870	PASSAIC COMMERCIAL PROPERTIES	35 8TH STREET - PASSAIC, NJ, 07055		Active	Industrial - 8' and above	15		\$10,107.43					\$10,107.43
0250159	PASSAIC COMMERCIAL PROPERTIES	35 8TH STREET - PASSAIC, NJ, 07055		Active	Industrial - 8' and above	15							
175872	PASSAIC, NJ, 07055			Active	Fireline	15		\$127,062.34	\$9,720.82	\$10,226.09	\$4,952.53	\$218,185.89	\$371,138.67
0085643	ST. MARY'S HOSPITAL	350 BOULEVARD - PASSAIC, NJ, 07055		Active	Commercial - up to 8' mtr	99		\$52,563.13	\$22,194.16				\$74,757.29
093444	PASSAIC, NJ, 07055			Active	Fireline	15							
0227833	ENVIROCORP LOGISTICS SERVICES	98-105 PASSAIC STREET		Active	Fireline	15		\$127,062.34	\$9,720.82	\$10,226.09	\$4,952.53	\$218,185.89	\$371,138.67
173602	PASSAIC, NJ, 07055			Active	Fireline	15							
0250153	PASSAIC COMMERCIAL PROPERTIES	35 8TH STREET - PASSAIC, NJ, 07055		Active	Industrial - 8' and above	15		\$11,389.93					\$11,389.93
175870	PASSAIC COMMERCIAL PROPERTIES	35 8TH STREET - PASSAIC, NJ, 07055		Active	Industrial - 8' and above	15		\$10,107.43					\$10,107.43
0250159	PASSAIC COMMERCIAL PROPERTIES	35 8TH STREET - PASSAIC, NJ, 07055		Active	Industrial - 8' and above	15							
175872	PASSAIC, NJ, 07055			Active	Fireline	15		\$127,062.34	\$9,720.82	\$10,226.09	\$4,952.53	\$218,185.89	\$371,138.67
0085643	ST. MARY'S HOSPITAL	350 BOULEVARD - PASSAIC, NJ, 07055		Active	Commercial - up to 8' mtr	99		\$52,563.13	\$22,194.16				\$74,757.29
093444	PASSAIC, NJ, 07055			Active	Fireline	15							
0227833	ENVIROCORP LOGISTICS SERVICES	98-105 PASSAIC STREET		Active	Fireline	15		\$127,062.34	\$9,720.82	\$10,226.09	\$4,952.53	\$218,185.89	\$371,138.67
173602	PASSAIC, NJ, 07055			Active	Fireline	15							
0250153	PASSAIC COMMERCIAL PROPERTIES	35 8TH STREET - PASSAIC, NJ, 07055		Active	Industrial - 8' and above	15		\$11,389.93					\$11,389.93
175870	PASSAIC COMMERCIAL PROPERTIES	35 8TH STREET - PASSAIC, NJ, 07055		Active	Industrial - 8' and above	15		\$10,107.43					\$10,107.43
0250159	PASSAIC COMMERCIAL PROPERTIES	35 8TH STREET - PASSAIC, NJ, 07055		Active	Industrial - 8' and above	15							
175872	PASSAIC, NJ, 07055			Active	Fireline	15		\$127,062.34	\$9,720.82	\$10,226.09	\$4,952.53	\$218,185.89	\$371,138.67
0085643	ST. MARY'S HOSPITAL	350 BOULEVARD - PASSAIC, NJ, 07055		Active	Commercial - up to 8' mtr	99		\$52,563.13	\$22,194.16				\$74,757.29
093444	PASSAIC, NJ, 07055			Active	Fireline	15							
0227833	ENVIROCORP LOGISTICS SERVICES	98-105 PASSAIC STREET		Active	Fireline	15		\$127,062.34	\$9,720.82	\$10,226.09	\$4,952.53	\$218,185.89	\$371,138.67
173602	PASSAIC, NJ, 07055			Active	Fireline	15							
0250153	PASSAIC COMMERCIAL PROPERTIES	35 8TH STREET - PASSAIC, NJ, 07055		Active	Industrial - 8' and above	15		\$11,389.93					\$11,389.93
175870	PASSAIC COMMERCIAL PROPERTIES	35 8TH STREET - PASSAIC, NJ, 07055		Active	Industrial - 8' and above	15		\$10,107.43					\$10,107.43
0250159	PASSAIC COMMERCIAL PROPERTIES	35 8TH STREET - PASSAIC, NJ, 07055		Active	Industrial - 8' and above	15							
175872	PASSAIC, NJ, 07055			Active	Fireline	15		\$127,062.34	\$9,720.82	\$10,226.09	\$4,952.53	\$218,185.89	\$371,138.67
0085643	ST. MARY'S HOSPITAL	350 BOULEVARD - PASSAIC, NJ, 07055		Active	Commercial - up to 8' mtr	99		\$52,563.13	\$22,194.16				\$74,757.29
093444	PASSAIC, NJ, 07055			Active	Fireline	15							
0227833	ENVIROCORP LOGISTICS SERVICES	98-105 PASSAIC STREET		Active	Fireline	15		\$127,062.34	\$9,720.82	\$10,226.09	\$4,952.53	\$218,185.89	\$371,138.67
173602	PASSAIC, NJ, 07055			Active	Fireline	15							
0250153	PASSAIC COMMERCIAL PROPERTIES	35 8TH STREET - PASSAIC, NJ, 07055		Active	Industrial - 8' and above	15		\$11,389.93					\$11,389.93
175870	PASSAIC COMMERCIAL PROPERTIES	35 8TH STREET - PASSAIC, NJ, 07055		Active	Industrial - 8' and above	15		\$10,107.43					\$10,107.43
0250159	PASSAIC COMMERCIAL PROPERTIES	35 8TH STREET - PASSAIC, NJ, 07055		Active	Industrial - 8' and above	15							
175872	PASSAIC, NJ, 07055			Active	Fireline	15		\$127,062.34	\$9,720.82	\$10,226.09	\$4,952.53	\$218,185.89	\$371,138.67
0085643	ST. MARY'S HOSPITAL	350 BOULEVARD - PASSAIC, NJ, 07055		Active	Commercial - up to 8' mtr	99		\$52,563.13	\$22,194.16				\$74,757.29
093444	PASSAIC, NJ, 07055			Active	Fireline	15							
0227833	ENVIROCORP LOGISTICS SERVICES	98-105 PASSAIC STREET		Active	Fireline	15		\$127,062.34	\$9,720.82	\$10,226.09	\$4,952.53	\$218,185.89	\$371,138.67
173602	PASSAIC, NJ, 07055			Active	Fireline	15							
0250153	PASSAIC COMMERCIAL PROPERTIES	35 8TH STREET - PASSAIC, NJ, 07055		Active	Industrial - 8' and above	15		\$11,389.93					\$11,389.93
175870	PASSAIC COMMERCIAL PROPERTIES	35 8TH STREET - PASSAIC, NJ, 07055		Active	Industrial - 8' and above	15		\$10,107.43					\$10,107.43
0250159	PASSAIC COMMERCIAL PROPERTIES	35 8TH STREET - PASSAIC, NJ, 07055		Active	Industrial - 8' and above	15							
175872	PASSAIC, NJ, 07055			Active	Fireline	15		\$127,062.34	\$9,720.82	\$10,226.09	\$4,952.53	\$218,185.89	\$371,138.67
0085643	ST. MARY'S HOSPITAL	350 BOULEVARD - PASSAIC, NJ, 07055		Active	Commercial - up to 8' mtr	99		\$52					

Arred Areas Detail Listing

Printed: 11/08/2015 1:30:56 pm
 Company Name: PASSAIC VALLEY WATER CO., NJ
 Division: PVWC - Paterson
 Cycle: 01

Account #	Customer Name	Address	Account Status/	Cycle	Net Age	0 - 30 Days	31 - 60 Days	61 - 90 Days	91 - 120 Days	120+ Days	Current Balance
0122139	PASSAIC COLOR & CHEMICAL, CO.	14 HARRISON STREET - PATERSON, NJ, 07501	Active	01		\$12,032.26					\$12,032.26
094205	FOR SERVICE CORP OF NJ	179 LAFAYETTE STREET - PATERSON, NJ, 07501	Active	01		\$12,328.88	\$1,523.00	\$9,803.41	\$15,125.10	\$103,122.60	\$143,708.97
0190283	GRAND GENERAL STORES, INC.	188 MAIN STREET - PATERSON, NJ, 07505	Active	01		\$536.00	\$260.02	\$284.38	\$564.73	\$16,856.27	\$18,574.00
0137547	NABIL HATAB	234 MAIN STREET	Active	01		\$166.65	\$333.30		\$333.30	\$9,953.27	\$10,786.52
099718	CRESCENT HOLDING LLC	107-108 MARKET STREET	Active	01		\$322.58	\$845.16		\$845.16	\$9,708.08	\$11,320.95
099784	W.A.S. REALTY CO.	826 MARKET STREET	Active	01		\$454.11	\$968.22		\$968.22	\$11,872.79	\$14,393.34
0124469	COUNTY OF PASSAIC-COURT HOUSE	11 MARSHALL STREET - PATERSON, NJ, 07501	Active	01		\$24,415.20					\$24,415.20
092530	WLS GROUP LLC	509 MARSHALL STREET	Active	01		\$322.58	\$645.16		\$645.16	\$17,178.81	\$18,701.81
0122755	PATERSON, NJ, 07503	809 MARSHALL STREET	Active	01		\$322.58	\$845.16		\$845.16	\$9,704.52	\$11,317.42
092384	GALAXIE CHEM CORP	6-34 PIERCY STREET	Active	01		\$322.58	\$845.16		\$845.16	\$22,304.44	\$23,917.34
0124611	RIVERVIEW TOWERS #1	108 PRESIDENTIAL BOULEVARD - PATERSON, NJ, 07522	Active	01		\$18,285.52					\$18,285.52
092714	CENTER CONTRACTING, CORP.	72 PUTNAM STREET	Active	01		\$186.65	\$333.30		\$333.30	\$11,511.70	\$12,444.95
0011555	PATERSON, NJ, 07522		Active	01		\$322.58	\$645.16		\$645.16	\$17,921.53	\$19,534.43
092914	EL MOLINO FOOD, INC.	148 E RAILWAY AVENUE	Active	01		\$322.58			\$845.16		\$1,167.74
0124657	GREAT FALLS DEV. CORP.	2 MARKET STREET - PATERSON, NJ, 07501	Active	01		\$897.12	\$254.38	\$338.72	\$568.65	\$9,878.75	\$11,656.62
096550	PATERSON COMM. DEVELOPMENT	2 MARKET STREET	Active	01		\$322.58	\$645.16		\$645.16	\$12,380.97	\$13,993.67
0052917	CENTER CONTRACTING, CORP.	39-61 WARREN STREET	Active	01		\$322.58	\$645.16		\$645.16	\$8,917.72	\$10,530.82
101898	PUTNAM DEVELOPMENT, CORP.	71 WARREN STREET	Active	01		\$166.65	\$333.30		\$333.30	\$11,290.85	\$12,123.90
0124657	DAVID GRIMALDI, CO.	61-89 1ST AVENUE	Active	01		\$322.58	\$645.16		\$645.16	\$11,795.96	\$13,408.86
105482	PATERSON, NJ, 07514		Active	01							

Aged Arrears Detail Listing

Account #	Customer #	Customer Name	Address	Account Status	Account Type	Cycle	Not Aged	9 - 30 Days	31-60 Days	61-90 Days	91-120 Days	120+ Days	Current Balance
0268509		JAMES HAYES	248 E 17TH STREET	Active	Fireline	01		\$322.58	\$17,841.88				\$18,164.56
109442		FIREL											
0122221		PATERSON, NJ, 07524											
111572		YANKEE LINEN, INC.		Active	Small Commercial - < 2"	01		\$14,523.64	\$5,353.33				\$19,876.97
0106533		81-63 2ND AVENUE - PATERSON, NJ, 07514											
113714		AUCTIONS ONLINE, LLC.		Active	Fireline	01		\$322.58	\$645.16				\$11,859.30
		11-17 E 23RD STREET											
		FIREL											
0029229		PATERSON, NJ, 07514											
114086		LOUIS NORRIS		Active	Residential	01		\$82.97	\$82.97				\$10,331.05
0122659		603 E 23RD STREET - PATERSON, NJ, 07514											
115166		ALLEN EUP & LAUNO		Active	Small Commercial - < 2"	01		\$5,249.56	\$2,469.60				\$12,350.03
0256857		871-073 E 24TH STREET - PATERSON, NJ, 07513											
118020		CORAL DYE & FNL CORP		Active	Industrial - 6" and above	01		\$1,671.70	\$707.07				\$47,029.99
0255957		585 E 31ST STREET - PATERSON, NJ, 07513											
118022		CORAL DYE & FNL CORP		Active	Fireline	01		\$484.11	\$958.22				\$11,789.88
		585 E 31ST STREET											
		FIREL											
0125343		PATERSON, NJ, 07513											
123944		CENTER CONTRACTING, CORP.		Active	Fireline	01		\$322.58	\$645.16				\$10,870.33
		72 PUTNAM STREET											
		FIREL											
0222541		PATERSON, NJ, 07524											
128686		MY MY INTERPRISES		Active	Commercial - up to 8" mtr	01		\$15,955.94	\$6,149.67				\$22,950.38
0243167		421 E 16TH STREET - PATERSON, NJ, 07514											
175076		LIBERTY ADULT DAY CARE		Active	Fireline	01		\$322.58	\$645.16				\$16,096.53
		248 PATERSON AVENUE											
		FIREL											
0289346		PATERSON, NJ, 07602											
178100		SEVAN ASSOCIATES		Active	Fireline	01							\$8,450.00
		311 CROOKS AVENUE - PATERSON, NJ, 07503											
Cycle: 01								\$140,525.26	\$46,121.82	\$15,501.32	\$29,157.26	\$404,373.11	\$637,670.87
0122697		RRL HOLDINGS, LLC		Active	Industrial - 6" and above	05		\$29,202.26					\$29,202.26
045052		18 RIVER ROAD - ELMAWOOD PARK, NJ, 07407											
0189765		MARCAL PAPER COMPANY		Active	Industrial - 6" and above	05		\$75,339.12					\$75,339.12
193044		1 MARKET STREET - ELMAWOOD PARK, NJ, 07407											
Cycle: 05								\$107,541.38					\$107,541.38
0122583		ST. JOSEPH'S HOSPITAL		Active	Commercial - up to 8" mtr	99		\$25,332.10	\$4,101.71				\$29,433.81
090314		84 GETTY AVENUE - PATERSON, NJ, 07603											
0236559		ST. JOSEPH'S REGIONAL MED CNTR		Active	Commercial - up to 8" mtr	99		\$74,899.63					\$74,899.63
174594		703 MAIN STREET - PATERSON, NJ, 07603											
Cycle: 99								\$100,271.73	\$4,101.71				\$104,373.44
0194398		PVWC - Paterson											
124536		CARLOS CRADINAS		Active	Residential	03		\$74.23	\$52,223.63	\$16,501.32	\$28,157.26	\$404,373.11	\$649,592.69
0120363		70 N 12TH STREET - PROSPECT PARK, NJ, 07508											
125192		GEORGE DIMITRIEVIC		Active	Fireline	03		\$180.31	\$360.62				\$15,753.33
		343 N 8TH STREET											
		FIREL											
		PROSPECT PARK, NJ, 07508											
Cycle: 03								\$254.54	\$360.62	\$74.98	\$360.62	\$38,022.82	\$31,074.58
Division:		PVWC - Prospect Park						\$254.54	\$360.62	\$74.98	\$360.62	\$38,022.82	\$31,074.58

Aged Arrears Detail Listing

Printed: 11/05/2015 1:03:58 pm
 Company Name: PASSAIC VALLEY WATER COMM
 Division: PVWC - Prospect Park
 Cycle: 03

Customer #	Customer Name	Account #	Address	Account Status/ Account Type	Cycle	Not Aged	0 - 30 Days	31-60 Days	61-90 Days	91-120 Days	121+ Days	Current Balance
Company: PASSAIC VALLEY WATER COMM				Total Customers: 71	71		\$825,766.64	\$112,814.83	\$25,236.65	\$41,456.94	\$883,384.30	\$1,692,649.36
Grand Total:							\$825,766.64	\$112,814.83	\$25,236.65	\$41,456.94	\$883,384.30	\$1,692,649.36

Safe Drinking Water Act regulatory compliance summary for the month of October 2015:

OCTOBER 2015 SDWA REG COMPL SUMMARY	MCL, RUL, TT or AL	PWVC NJ1603002	HIGH CREST NJ1616003	LODI NJ0231001	NORTH ARLINGTON NJ0232001	POST 3 BROOK NJ1615003	WALLINGTON NJ0265001
Total Coliform Rule - status	0% of routine/rapid samples TC Positive; except High Crest & Post 1 sample TO Positive.	In Compliance (244 total/223 routine and 21 repeat samples)	In Compliance (5 samples)	In Compliance (47 total/44 routine and 3 repeat samples)	In Compliance (44 samples)	In Compliance (5 samples)	In Compliance (16 samples)
TCR-Positive coliform		7	None	1	None	None	None
TCR-Positive E.coli/Fecal coliform		None	None	None	None	None	None
Stage 2 DBPR-TTHM - status	80 ug/L, RAA, LRAA	In Compliance	In Compliance	In Compliance	In Compliance	In Compliance	In Compliance
Stage 2 DBPR-TTHM LRAA, ppb		LRAA Range (39-55)	LRAA = 52	LRAA Range (51-53)	LRAA Range (40-43)	Stage 2 Annual Result = 17	LRAA Range (37-54)
Stage 2 DBPR-HAAs - status	60 ug/L, RAA, LRAA	In Compliance	In Compliance	In Compliance	In Compliance	In Compliance	In Compliance
Stage 2 DBPR-HAAs, LRAA, ppb		LRAA Range (17-25)	LRAA = 32	LRAA Range (24-27)	LRAA Range (25-27)	Stage 2 Annual Result = 5	LRAA Range (22-24)
Stage 2 DBPR-OPERATIONAL EVALUATION TRIGGER	TTHM >80 ug/L; HAAs >80 ug/L	Not Triggered In Compliance	Not Triggered In Compliance	Not Triggered In Compliance	Not Triggered In Compliance	Not applicable	Not Triggered In Compliance
Inorganics - status	Fed-NJ DWB	In Compliance				In Compliance - (July 2015)	
Nitrate, mg/L	40 mg/L	In Compliance (2.86)				In Compliance (<0.5 July 2015)	
Secondary (except Fe, Mn and Na)	Fed-NJ DWB	In Compliance (except for 4th quarter odor result = 14 which exceeds the optimal range of 3 TON)				Annual (July 2015) RULs Exceeded: Chloride 487 mg/L (RUL=230mg/L), Hardness 738 mg/L (RUL=280mg/L), and TDS 942 mg/L (RUL=500 mg/L).	
Secondary Fe - status	0.3 mg/L Annual Avg.	In Compliance				In Compliance	In Compliance
Secondary Fe, Annual Average, mg/L		0.031		<0.10	0.025	<0.1 (July 2015)	<0.10 (2015 Annual sample)
Secondary Fe, Monthly Result, mg/L		<0.1		<0.10	<0.1		
Secondary Manganese - status	0.05 mg/L Annual Avg.	In Compliance				Out of Compliance Ongoing Exceedance	In Compliance
Secondary Mn, Annual Average, mg/L		0.007		0.009	0.008	0.294 mg/L (2014-15 Avg)	0.002 (2015 Annual sample)
Secondary Mn Monthly Result, mg/L		0.0015		0.003	0.0025	0.182 mg/L	
Secondary Sodium	50 mg/L RAA	PWVC NJ1605002 SODIUM OUT OF COMPLIANCE. Ongoing exceedance. October Monthly Results = 75 and 89 mg/L; City Avg = 82 mg/L; Running Annual Average (RAA) = 111 mg/L.				In Compliance (37 mg/L July 2015)	
Lead	AL = 90th Percentile >0.015mg/L	OUT OF COMPLIANCE - LEAD ACTION LEVEL EXCEEDANCE Jun-Sep 2015 80th Percentile = 0.017 mg/L	In Compliance Jun-Sep 2015 90th percentile = 0.00346 mg/L	In Compliance Jun-Sep 2015 90th percentile = 0.00267 mg/L	In Compliance Jun-Sep 2015 90th percentile = 0.00375 mg/L	In Compliance Jun-Sep 2015 90th percentile = 0.00303 mg/L	In Compliance Jun-Sep 2015 90th percentile = 0.00521 mg/L
Copper	AL = 90th Percentile >1.3mg/L	In Compliance Jun-Sep 2015 80th percentile = 0.0868 mg/L	In Compliance Jun-Sep 2015 90th percentile = 0.1119mg/L	In Compliance Jun-Sep 2015 90th percentile = 0.07657mg/L	In Compliance Jun-Sep 2015 90th percentile = 0.128mg/L	In Compliance Jun-Sep 2015 90th percentile = 0.2267 mg/L	In Compliance Jun-Sep 2015 90th percentile = 0.1031mg/L
Radioisotopic Compounds - status	Fed-NJ DWB	In Compliance (Next due 2023)				In Compliance (Next due 2021)	
Volatile Organic Compounds -status	Fed-NJ DWB	In Compliance Pending Completion of October results				In Compliance (July 2015)	
Disinfection Byproduct Precursors (TOC Removal)	RAA Removal Ratio ≥ 1	PWVC Main System = In compliance pending completion of October results. September Monthly Average % TOC Removal = 80%; September Monthly Removal Ratio= 1.72; 2016 3rd Qtr RAA = 1.61					
Bromate	10 ug/L RAA	In Compliance (<6)					
Asbestos	7x10 ³ fibers/L > 10um	In Compliance	In Compliance (2011-2019 Waiver)	In Compliance (2011-2019 Waiver)	In Compliance (2011-2019 Waiver)	In Compliance (2011-2019 Waiver)	In Compliance (2011-2019 Waiver)
Synthetic Organic Compounds	In compliance	2011-13 Monitoring Waiver				2011-13 Monitoring Waiver	

PASSAIC VALLEY WATER COMMISSION
MONTHLY CHEMICAL COST SUMMARY
10/1/2015

CHEMICALS	LBS USED	\$ /LB	TOTAL COST (\$)	COST/MG
LIQUID FERRIC SULFATE	432177	\$0.202	\$87,346	\$51.00
COAGULANT POLYMER (Clarifloc A-3333P)	3770	\$1.227	\$4,626	\$2.70
MICROSAND	24000	\$0.096	\$2,303	\$1.34
POTASSIUM PERMANGANATE	0	\$2.217	\$0	\$0.00
POLYALUMINUM HYDROXYCHLOROSULFATE (Filter Aid)	30388	\$0.359	\$10,921	\$6.38
LIQUID OXYGEN	254004	\$0.0380	\$9,662	\$5.64
RESIDUAL POLYMER (Clarifloc A-6320)	3446	\$0.860	\$2,964	\$1.73
CORROSION INHIBITOR (Great Notch)	32584	\$0.376	\$12,261	\$7.16
CORROSION INHIBITOR (BOTANY)	5506	\$0.376	\$2,072	\$1.21
CORROSION INHIBITOR (Airport, Ver, Tot)	9312	\$0.376	\$3,504	\$2.05
CORROSION INHIBITOR (Morris County)	11937	\$0.376	\$4,492	\$2.62
	GALS USED	\$ / GALS	TOTAL COST (\$)	COST/MG
RESIDUAL MANAGEMENT	1568000	\$0.085	\$132,496	\$77.36
PVSC SEWER FEES (INCL. TANK #3 DECANT)	cost per month (based on 2014 parameters) =		\$2,708	\$1.58
HYDROGEN PEROXIDE	7064	\$3.089	\$21,819	\$12.74
SODIUM HYDROXIDE (CAUSTIC)	119902	\$1.7635	\$211,448	\$123.45
SULFURIC ACID	43937	\$1.430	\$62,830	\$36.68
15% SODIUM HYPOCHLORITE (PRE)	18681	\$0.670	\$12,516	\$7.31
15% SODIUM HYPOCHLORITE (POST)	39836	\$0.670	\$26,690	\$15.58
(NaOCL) LEVINE RESERVOIR	3028	\$0.670	\$2,029	\$1.18
(NaOCL) NEW ST. RESERVOIR	1103	\$0.670	\$739	\$0.43
(NaOCL) GREAT NOTCH RESERVOIR	1629	\$0.670	\$1,091	\$0.64
(NaOCL) BOTANY	912	\$0.670	\$611	\$0.36
			TOTAL COST	COST/MG
WATER TREATMENT COST			\$450,161	\$262.82
RESIDUAL TREATMENT COST			\$135,460	\$79.09
RESERVOIR + BOTANY + GREAT NOTCH TREATMENT COST			\$18,804	\$10.98
TOTAL MONTHLY TREATMENT COST			\$604,425	\$352.88
TOTAL TREATED WATER (MG)			1713	

Water Superintendent
WENDY A. SIMONE

DATE

**PASSAIC VALLEY WATER COMMISSION
INTEROFFICE MEMORANDUM**

Date: January 7, 2016

To: Hon. Commissioners

From: J. Bella & J. Duprey

cc: G. Hanley
L. Amodio
L. Beckering

Re: Request to Advertise a Request for Proposals (Under the Fair and Open Process) for Project No. 16-P-60 "Professional Engineering Services for Rehabilitation of Two PVWC Water Main River Crossings"

Permission is requested to prepare and advertise a Request for Proposals (under the Fair and Open Process) for Project No. 16-P-60 "Professional Engineering Services for Rehabilitation of Two PVWC Water Main River Crossings.

Two of PVWC's existing river crossings are nearing or at the end of their useful life and need to be rehabilitated. This project will include professional services for a feasibility study related to the river crossings, as well as professional services for design and during the bidding and construction phases of the Project.

RESOLUTION OF PASSAIC VALLEY WATER COMMISSION
SUBMISSION OF DESIGN DOCUMENTS AND REQUIRED PERMIT
APPLICATIONS TO NJDEP FOR THE CONTRACT ENTITLED
"WATER STORAGE IMPROVEMENTS PHASE 1-LEVINE WATER
TANKS"

DATE OF ADOPTION:

Approved as to form and legality by Law Department on the basis of facts set forth by Executive Director, Purchasing, and Finance Departments.

Introduced by Commissioner: _____

Seconded by Commissioner: _____

WHEREAS, the Second Amended Administrative Consent Order was issued by NJDEP on June 24, 2015 (the "2nd AACO") for the Water Storage Improvement Project and subsequently entered into by PVWC; and

WHEREAS, the 2nd AACO requires, among other things, that PVWC submit design documents and required permit applications for the project entitled "Water Storage Improvements Phase 1-Levine Water Tanks" (the "Contract") to NJDEP on or before February 15, 2016; and

WHEREAS, following the completion of the public outreach process required by the 2nd AACO, the design documents and required permit applications for the Contract have been reviewed and updated as required; and

WHEREAS, PVWC staff is hereby authorized and directed to submit the updated design documents and required permit applications for the Contract to the NJDEP on or before the regulatory deadline stipulated above; and

WHEREAS, a copy of a memorandum from the Executive Director and the Director of Engineering dated January 13, 2016 recommending that the Commission authorize and require the submission of the design documents and required permit applications

to NJDEP on or before the stipulated deadline is attached hereto and made a part hereof as Exhibit A; and

WHEREAS, the Commission, and General Counsel (as to form and legality), have reviewed the above-referenced memorandum and concur with the Executive Director and Director of Engineering's recommendations;

NOW, THEREFORE, BE IT RESOLVED, by Passaic Valley Water Commission, in the County of Passaic, New Jersey;

1. That the appropriate PVWC staff are hereby authorized and directed to submit the updated design documents and required permit applications for the Contract to the NJDEP on or before the February 15, 2016 deadline set forth in the 2nd AACO; and
2. That officers, employees and officials of PVWC are hereby authorized to perform such acts and execute such documents as are necessary to implement the terms and intentions of this Resolution, and
3. That this matter shall be advertised as required by New Jersey law, in accordance with an appropriate form of notice, and a copy of this Resolution shall be placed on file and made available for inspection at the office of the Administrative Secretary of Passaic Valley Water Commission.

RECORD OF COMMISSION VOTE ON FINAL PASSAGE

	AYE	NAY	ABSTAIN	ABSENT
SANCHEZ, R.	_____	_____	_____	_____
LEVINE, J.	_____	_____	_____	_____
GRADDY, R.	_____	_____	_____	_____
KOŁODZIEJ, G.	_____	_____	_____	_____
BAZIAN M.	_____	_____	_____	_____
DE VITA, T.	_____	_____	_____	_____
CLEAVES, C.	_____	_____	_____	_____

Adopted at a meeting of Passaic Valley Water Commission.

President
CHRYSTAL CLEAVES

Secretary
THOMAS P. DE VITA

This Resolution, when adopted, must remain in the custody of the Administrative Secretary.

CERTIFICATION

I, LOUIS AMODIO, Administrative Secretary of the Passaic Valley Water Commission in the County of Passaic, and the State of New Jersey do hereby certify that the foregoing Resolution is a true copy of a legal quorum of the Original Resolution duly passed and adopted by a majority of the full membership of the Passaic Valley Water Commission at its meeting of January 20, 2016.

LOUIS AMODIO
Administrative Secretary

PASSAIC VALLEY WATER COMMISSION

RESOLUTION OF PASSAIC VALLEY WATER COMMISSION

SUBMISSION OF DESIGN DOCUMENTS AND REQUIRED PERMIT APPLICATIONS TO NJDEP FOR THE CONTRACT ENTITLED "WATER STORAGE IMPROVEMENTS PHASE 1-LEVINE WATER TANKS"

**EXECUTIVE DIRECTOR AND DIRECTOR OF ENGINEERING'S
MEMORANDUM DATED JANUARY 13, 2016**

EXHIBIT A

**PASSAIC VALLEY WATER COMMISSION
INTEROFFICE MEMORANDUM**

Date: January 13, 2016

To: Hon. Commissioners

From: J. Bella & J. Duprey

cc: G. Hanley
L. Amodio

Re: Submission of Design Documents and Required Permit
Applications to NJDEP for the Contract Entitled "Water
Storage Improvements-Phase 1-Levine Water Tanks"

The Second Amended Administrative Consent Order was issued by NJDEP on June 24, 2015 (the "2nd AACO") for the Water Storage Improvement Project.

The 2nd AACO requires, among other things, that PVWC submit design documents and required permit applications for the Contract entitled "Water Storage Improvements Phase 1-Levine Water Tanks" (the "Project") to NJDEP on or before February 15, 2016.

Following completion of the public outreach process required by the 2nd AACO, the design documents and required permit applications for the Contract have been reviewed and updated as required.

It is recommended that, subject to review and approval by the Law Department, the updated design documents and required permit applications for the Contract be submitted to NJDEP on or before the February 15, 2016 deadline set forth in the 2nd AACO.
