



Jeffery Jones
Mayor

June 16, 2014

Mr. Louis Amodio
Administrative Secretary
Passaic Valley Water Commission
1525 Main Avenue
P.O. Box 230
Clifton, New Jersey 07011


Dear Mr. Amodio:

Please be advised that I have appointed Mr. Russell Graddy to the Passaic Valley Water Commission. He will replace former Robert Vannoy whose term expired December 31, 2011.

I have enclosed for your records a copy of the Official Oath with raised seal administered to Commissioner Graddy and by copy of this letter I am filing the oath with the Paterson Municipal Clerk.

If you require any additional information, feel free to contact my office.

Sincerely,


Jeffery Jones, Mayor

sj

cc: Ms. Jane E. Williams-Warren, Municipal Clerk

City Hall
155 Market Street
Paterson, New Jersey 07505
Phone: (973) 321-1600
Fax: (973) 321-1555

RECEIVED
CITY OF PATERSON, NJ
2014 JUN 16 P 1:52
JANE E. WILLIAMS-WARREN
CITY CLERK

State of New Jersey,
County of Passaic } ss.
City of Paterson



RECEIVED
CITY OF PATERSON, NJ

2014 JUN 16 P 1:50

JANE E. WILLIAMS-WARREN
CITY CLERK

City of Paterson Oath of Office

I, Russell Graddy do solemnly swear (or affirm) that I will support the Constitution of the United States and the Constitution of the State of New Jersey, and that I will bear true faith and allegiance to the same and to the governments established in the United States and in this state, under the authority of the people, so help me God.

I do further solemnly swear (or affirm) that I will impartially and justly perform all the duties of the office
Commissioner – Paterson
of Passaic Valley Water Commission according to the best of my ability. So help me God.

Sworn and subscribed before me
this 16th day of June
2014

Honorable Jeffery Jones
Administration of Oath

Mayer, City of Paterson
Title

Russell Graddy
Commissioner Russell Graddy

P.O. Address _____

455 East 18th Street

Paterson, New Jersey 07514

Term Commence January 1, 2012

Term Expires December 31, 2015



Jeffery Jones
Mayor

June 16, 2014

Commissioner Russell Graddy
455 East 18th Street
Paterson, New Jersey 07514

Dear Commissioner Graddy:

Congratulations, I am happy to formally apprise you of your appointment to the **Passaic Valley Water Commission** for the term extending through December 2015.

I am confident that your expertise and deep concern for our great City will make you a very valuable Board Member and I want to thank you for your willingness to serve on behalf of the Paterson community.

Again, I thank you for accepting the opportunity to serve, and I wish you the best of luck in this very important undertaking.

Sincerely,


Jeffery Jones, Mayor

:sj

City Hall
155 Market Street
Paterson, New Jersey 07505
Phone: (973) 321-1600
Fax: (973) 321-1555

RECEIVED
CITY OF PATERSON, NJ
2014 JUN 16 P 1:50
JANE E. WILLIAMS-WARREN
CITY CLERK

COMMITTEE REPORTS

EXECUTIVE DIRECTOR'S REPORT



Executive Director's Report
For the Month
Of
May, 2014

Joseph A. Bella
June 18, 2014
Board Meeting

1. Finance and Accounting
2. Customer Service/Distribution Operations
3. Engineering
4. Information Technology Services
5. Plant Operations
6. Purchasing
7. Attachments

1. FINANCE AND ACCOUNTING OPERATIONS

The total flow from the Plant decreased from 2,618 Million Gallons in May, 2013, to 2,449 Million Gallons in May, 2014, by 168 Million Gallons. This equals a decrease of 5.4 Million Gallons per day. At the wholesale rate of \$2297.23 per Million Gallons, this is equivalent to \$385,935 in revenues for the month. This difference is attributable to cooler, wetter May 1 through May 14, 2014.

The total flow from the Plant for the prior reporting period of April, 2014, was 2,434 Million Gallons. May, 2014, has seen an increase of .48 Million Gallons per day which is equivalent to \$34,458 in revenues for the month. We would have expected an increase, however, due to cooler, wetter weather, pump age was flat.

2. CUSTOMER SERVICE/DISTRIBUTION OPERATIONS

- Total calls for May, 2014, were 10,530; total call-rate abandonment for May, 2014, was six percent for a total of 461 abandoned calls.
- Total calls for April, 2014, were 10,350; the call-rate abandonment for April, 2014, was five percent for a total of 424 abandoned calls (See pie-chart attachment).
- Year-to-date Customer Service calls for 2013 were 97,554 (no data for January, 2013); the call-rate abandonment for the year 2013 was five percent (4,236 calls).
- Year-to-date calls for 2014 are 39,341.

Customer Information System

- Training is ongoing.

Distribution Operations

- Total work orders for 2013 were 14,459.
- For the month of April, 2014, there were 1,415 work orders and two radio reads were installed on large, monthly commercial accounts.
- For the month of May, 2014, there were 1,451 work orders and 11 radio reads were installed on large, monthly commercial accounts (See bar-chart attachment).
- There were 20 main breaks in April, 2014.
- There were nine main breaks in May, 2014.
- Year-to-date total main breaks for 2014 are 131.
- A total of 165 main breaks occurred during 2013.
- Fifty Employees worked 870 overtime hours in April, 2014.
- Fifty Employees worked 770 overtime hours in May, 2014.
- The delinquent report for the top twenty-largest amounts is attached for your review.

3. ENGINEERING DEPARTMENT

Current Projects

- The distribution system cleaning and lining project has been awarded and the contract is now underway. This \$4.1 million-dollar project includes cleaning and lining of approximately 34,000 feet of 6-inch, 8-inch, and 12-inch water mains in Clifton and Paterson.

- The installation of Public Service Electric & Gas (PSE&G) new 230KV buried electric transmission line by Public Service Electric & Gas contractor is continuing through Passaic Valley Water Commission's (PVWC) service area. Representatives from Passaic Valley Water Commission's Engineering Department and Passaic Valley Water Commission's consultant have been providing resident observation services to protect Passaic Valley Water Commission's interests until construction of the 230KV line in Passaic Valley Water Commission's service area is completed.
- The pipe replacement project is currently in design and bid documents are being prepared. The design and completion of bid documents are scheduled to be advertised for bidding as soon as the design for same has been completed.
- The vendor for Passaic Valley Water Commission's new website contract is currently developing a new website for Passaic Valley Water Commission and will be submitting the said design to Passaic Valley Water Commission for review shortly.
- Rehabilitation of the Great Falls Pedestrian Bridges: The design of structural and other necessary repairs to these pedestrian bridges is continuing. The consultant has completed their on-site structural inspections of these bridges, and a report has been submitted to Passaic Valley Water Commission. Passaic Valley Water Commission has completed its review of the referenced report, and has directed the consultant to proceed with the design and preparation of bid documents. This Contract will be advertised for bidding as soon as the bid documents have been completed.
- Grant/Loan/New Jersey Environmental Infrastructure Trust (NJEIT) Funding: Passaic Valley Water Commission's Engineering Department is continuing coordination with New Jersey Environmental Infrastructure Trust regarding upcoming projects and future, loan-forgiveness opportunities.
- Hydro-turbine Generators: The Request for Proposals (RFP)'s for professional services to assist Passaic Valley Water Commission with the design and preparation of bid documents for rehabilitation of Passaic Valley Water Commission's hydro-turbine generators is being prepared by the Engineering Department and will be advertised under the Fair and Open Process. Following award of the professional services contract and completion of design and preparation of bidding documents by the consultant, the Project is anticipated to be bid in two phases, one in year 2015 and one in year 2016.
- Liquid Oxygen Ambient Air Vaporizers: The shop drawing review phase of this Contract is nearing completion. Submittals for equipment with long lead times have been submitted, reviewed and approved; and, the said equipment has been released for fabrication.
- Horizontal Split-Case Pump Rehabilitation Contract: The Contract to rehabilitate Passaic Valley Water Commission's horizontal split-case pumps is anticipated to be advertised for bids as soon as the design for same has been completed.

- Supervisory Control and Data Acquisition (SCADA) Bid Contract: The Bid documents for this Contract have been completed and the Contract has been advertised for public bids. An addendum to the Contract is currently being prepared and will be issued shortly to those of record as having purchased sets of bid documents. The pre-construction project meeting will be promptly scheduled following award of the Contract.
- As part of the new paving and sidewalk replacement contract, final paving for the Harrison project will be undertaken within the next few weeks, weather permitting, as one of the first items scheduled for completion under the paving contract.
- Departmental Support: Assisted other Passaic Valley Water Commission Departments (Purification, Distribution, Maintenance and Legal) on Engineering-related matters, such as wholesale billing, allocation-related issues, interconnecting testing, regulatory interfacing related to the dams, the DPCC program, and other regulatory-related issues.

Long-Term Ongoing Projects

- Storage Improvement Project (Phase 1):

The consultant's electrical designers continue design of proposed standby power generator system at the Plant and representatives of the consultant and Passaic Valley Water Commission have met with Public Service Electric & Gas regarding anticipated location of Public Service Electric & Gas feeds and other operational considerations.

The consultant is evaluating the feasibility and related impacts of several alternate site locations for the Levine Tanks and will submit a detailed report to Passaic Valley Water Commission regarding same as soon as possible.

The agreement and deed of easement to enable construction of the new 2.0 million gallon water storage tank, and rehabilitation of the existing 2.0 million gallon tank, at the Verona site was approved by the Commission and was previously forwarded to Township of Verona officials for signatures and execution.

- Geographical Information Systems (GIS)

Surveying Passaic Valley Water Commission Assets:

The consultant's survey crews have completed GPS surveying of all visible water assets in Passaic Valley Water Commission's distribution system which includes Clifton, Passaic, Paterson, Prospect Park, North Arlington, Lodi, the Post Brook and High Crest systems in West Milford, and all transmission mains. The consultant is continuing their validation of the GPS assets. At Clifton's request, Passaic Valley Water Commission has forwarded them the recently produced GIS electronic map showing locations of Clifton's fire hydrants.

Customer Account Validation:

The consultant's customer account validation crew has completed field verifying all jurisdictions within Passaic Valley Water Commission's distribution system. The refined database continues being checked by Passaic Valley Water Commission's Engineering and Distribution Departments to verify reconciliation of all account discrepancies.

- Contract 14-B-17 "Furnish and Install Tube Settler Bypass Piping and Appurtenances" has been awarded. This project, which will enable solids to be sent from the equalization basins directly to the thickener to help avoid clogging of the tube settlers with residuals, will be completed within the next six months.

NJDOT: Coordinated with officials from the New Jersey Department of Transportation regarding ongoing projects and their impact on Passaic Valley Water Commission facilities.

4. INFORMATION TECHNOLOGY SERVICES

Yitzchak Weiss will report.

5. PLANT OPERATIONS

MAINTENANCE AND CONSTRUCTION

SUMMARY

- New maintenance garage and locker room is ongoing (on hold until we can start electric.)
- Installed new 60 HP Pump at Lincoln Park Pump Station. Installed new electric and starter.
- Installation of new Boiler for Pump Station has started.

Little Falls Water Treatment Plant (LFWTP)

MAINTENANCE

- Contactors
 - Opened hatch on Contactor #3.
 - Extended sample line in Contactor #3.
 - Inspect, bubble test and extend sample line in Cell #2, Contactor #4.
 - Replaced Dissolved Ozone Meter on Contactor #4.
 - Adjusted REXA Actuators on all 4 Contactors.
- Clarifier
 - Worked with REXA on removing and installing actuator on Clarifier #1.
 - Checked torque meter on Clarifier #2.
 - Installed new sample Stream & Current Detector in Building.
- Dewatering Station
- Dry Polymer System
 - Waiting for prices on a new skid mount system. (will need bid for new unit)

- Equalization Basin – Repaired valve in Basin #1.
- Filters
 - Replaced sump pump by A & B bank.
 - Inspect/repair air wash valve on filter G-1.
 - Worked on filter E-1 waste water actuator.
- LOX Facility – Need to replace solenoid valve
- Microsand Transfer Tank
 - Remove sand from tank that clogged up.
 - Installed on site spare LIGHTNIN mixer on Microsand Transfer System #1.
 - Replaced 2-inch valve on Transfer tank.
- Ozone System
 - Repaired leak on gasket on Ozone Generator #2 door.
 - Replaced ASCO valve on Ozone Generator #2.
- Residual Treatment Facility
 - Wash out troughs on Thickeners 1 & 2.
 - Wash and inspect Thickener Tanks 1 & 2.
- Settling Tubes Facility
 - Washed out sludge on Basin #1 & #2.
 - Inspected and repaired Basin #1 & #2.
 - Outside contractor washed out Basin #3 & #4.
 - Inspected and repaired Basin #3 & #4.
- Sand Recirculation Pumps
- Travelling Screens – Worked with outside contractor on full inspection on screens.
- Trash Rake
- Wash Water Pumps

Transmission

- Airport Pump Station
 - Repaired leak on cooling water line on Airport #1.
 - Repaired leak on cooling water line on Airport #2.
- Industrial Pump Station
 - Repaired ASCO on Industrial #1 and check ASCO.
 - Replaced bushed on Industrial #1.
 - Adjust packing and rod out drain on Pump #1.
- Morris County Pump Station
- Totowa Pump Station – adjusted counter weights on the Totowa Pumps swing checks.
- Transfer Pumps 1 and 2 – N/A
- Verona Pump Station – Check, flush and repair pump #1.
- Wanaque Pump Station
 - Worked on shutting down pump #2 and started working on rebuilding electric check.
 - Worked with outside contractor removing element for Wanaque #2.
- Wanaque South Pump Station – N/A

Chemical Feed Systems

- Installed new Botany #3 Hypo Pump and replaced cracked union on pump discharge.
- Rebuilt old Hypo Pump #3 from Botany and put back into stock
- Replaced leaking PVC discharge valve on Caustic #6 pump.
- Replaced 20' of clogged PACL discharge pipe on line #1, flushed line with water and put back in service.
- Replaced suction pump check valve on Ferric Pump #2.
- Replaced the Residual Polymer injector check on system 1680.
- Removed Caustic Pump #9 and installed a new gear pump and controller with new suction and discharge piping.
- Installed new centimeter tape on the Hypo Tanks site tube at Levine and Great Notch Reservoirs.
- Pumped out 1500 Gallons of Polymer and water from Dry Polymer system #2 batching tanks and dumped it into sludge tank #3.
- Installed a new 3/8-inch discharge line on the Hypo Pump #2 at High Crest Pump Station.

WATER QUALITY AND TREATMENT OPERATIONS

- All LFWTP treatment regulatory requirements were met in May, 2014.
- All LFWTP chemical disinfection requirements were met in May, 2014.
- Potassium permanganate was not used for source water treatment in May.
- Primary disinfection with ozone:
 1. The required Inactivation Ratios (IR = 1.0) for virus and Giardia disinfection with ozone were met all of the time for all active contactors during May. The lowest IR during May was 3.0.
- Filtration:
 1. There were no regulatory violations in May for either individual filter effluent or combined filter effluent.
 2. The maximum CFE turbidity in May was 0.11 NTU.
- Residual disinfection with chlorine:
 1. There were no regulatory violations for the chlorine residual concentrations.
 2. The target residual in May was 1.8 mg/L (1.6 to 2.0 mg/L). Most of the time during May the CFE chlorine residual was within the target range.
 3. The minimum chlorine residual in May was 1.5 mg/L and the maximum was 2.5 mg/L.
- Finished water (LFWTP) pH:
 1. Finished water pH was usually within the target range of 7.9 to 8.1, and was always between 7.4 and 8.6, with the following exception:
 - May 28: brief drop to 7.1
 - May 24: brief increase to 8.8 due to faulty pH meter
 - May 21: minimum of 7.0 and maximum of 8.6 due to issue with sodium hydroxide feed pump

Management/Personnel:

- No changes this month.

External Activities:

- Water Superintendent attended the American Water Works Association's (AWWA) Annual Conference and Exposition in Boston on June 8 to June 10, 2014

Source Water:

- There was no source water need for permanganate oxidation in May.

LFWTP Treatment Processes:

- May 20: Chem-Trac started a pilot study was started of a new streaming current monitor on one of the LFWTP Actiflo trains. This monitor should provide a measurement whether there is enough of too much ferric sulfate coagulant added without any interference from changes in conductivity in the water.

Remote Chemical Feed Stations:

- All remote station chlorine disinfection requirements were met in May 2014, with the exception of the chlorine feed at the Levine Reservoir on May 26. Due to an operator error, the valve to the chlorine feed tank was shut, and for ~10 hours water flowed out of the reservoir with no chlorine added. That time period is greater than the 4 hours maximum allowed by regulation. Fortunately, all of the water that left the reservoir during this time period mixed with other chlorinated water before reaching any customers, and thus a public notification and boil water order was not necessary.

Distribution Systems:

- For the Passaic Valley Water Commission main system, North Arlington, Lodi, High Crest, and Post Brook systems there were no positive total coliform samples or positive E. Coli samples during January, February, March, April or May 2014.
- For the third consecutive year, the USDA Wildlife service is assisting Passaic Valley Water Commission by conducting geese control activities at the Great Notch Reservoir, New Street Reservoir, Levine Reservoir and Point View Reservoir. This program is designed to decrease the amount of fecal matter from geese that enters the water supply in the three finished water reservoirs and also the Point View Reservoir. USDA personnel visited the reservoirs on May 1 and 15, 2014.

Consultant Projects:**A. Treatment Process Optimization (Black & Veatch):**

- The memorandum prepared by Black & Veatch related to THM reduction in the High Crest system was revised based on comments from Passaic Valley Water Commission.

B. Residuals Process Optimization (Environmental Engineering & Technology, Inc.):

- Work continued on designing the Phase 1 residual system improvements.

C. Ozone Contactor Tracer Study (with CH2MHill):

- A third draft of the tracer study report was received from CH2MHill, and comments were provided by Passaic Valley Water Commission.

D. Ozone System and Tracer Study Review (Kennedy-Jenks Consultants add West Yost Associates):

- No work was performed in May on this contract.

E. Ozone System Optimization (Process Applications Inc.)

- No work was performed in May on this contract.

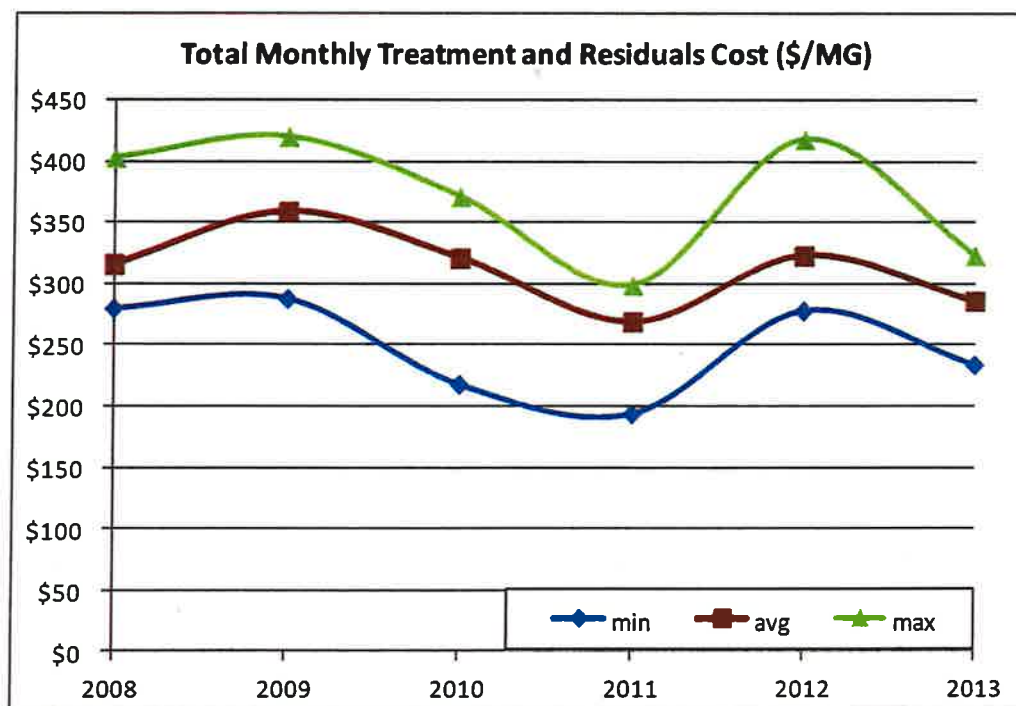
Overtime:

- The primary reason for overtime was filling in shifts as needed (for vacation, sick days, etc.). Summaries of overtime are shown below for all instances of > 1 hour:

Week Starting Date	Standby OT (hours)	Emergency OT (hours)
5/4/14	14.0	59.75
5/11/14	26.0	77.25
5/18/14	14.0	45.75
5/25/14	18.0	43.50
Totals (hours) =	72.0	226.25

Cost Factors:

- Cost summary data for each month of 2014 are provided in the table below. The average, minimum, and maximum values for 2008 through 2013 are also provided.



Year or Month		Volume Produced (MG)	Water Treatment Cost	Residuals Treatment & Disposal Cost	Total Monthly Cost*	Total Cost per MG
2008	min	929	\$187,558	\$94,471	\$288,977	\$280
	avg	1,437	\$289,521	\$158,765	\$454,337	\$316
	max	1,979	\$506,082	\$205,149	\$682,333	\$403
2009	min	892	\$162,513	\$95,172	\$281,102	\$288
	avg	1,492	\$366,849	\$162,420	\$534,936	\$359
	max	1,727	\$487,592	\$240,026	\$689,622	\$420
2010	min	1,136	\$198,781	\$69,978	\$279,901	\$218
	avg	1,607	\$336,533	\$176,762	\$524,606	\$321
	max	2,261	\$508,372	\$317,861	\$838,532	\$371
2011	min	1,137	\$144,868	\$64,448	\$220,252	\$194
	avg	1,608	\$273,430	\$150,978	\$436,380	\$269
	max	2,091	\$405,211	\$218,747	\$567,153	\$299
2012	min	1,306	\$231,153	\$107,048	\$363,650	\$278
	avg	1,779	\$387,224	\$167,804	\$578,200	\$323
	max	2,298	\$552,417	\$284,551	\$806,283	\$418
2013	min	1,436	\$237,895	\$58,521	\$335,961	\$234
	avg	1,681	\$342,699	\$115,814	\$482,628	\$286
	max	2,066	\$461,933	\$213,695	\$660,956	\$323
2014 Monthly Data:						
January '14		1,256	\$207,662	\$237,631	\$454,938	\$362
February '14		1,483	\$297,936	\$170,225	\$476,701	\$322
March '14		2,144	\$332,980	\$156,119	\$499,729	\$233
April '14		1,635	\$214,157	\$98,309	\$322,493	\$197
May '14		1,751	\$239,424	\$155,528	\$405,111	\$231

* Total monthly costs also include reservoir treatment costs.

WTP Shutdowns:

There were no LFWTP shutdowns in May.

Regulatory Compliance:

- Current Status: All systems are currently in full regulatory compliance except for the following issues:

System	Current Compliance Issues	Status
PVWC main distribution	Sodium secondary MCL exceeded	ongoing issue; no current plans to address
Little Falls Water Treatment Plant	Ozone tracer study report needs to be completed and submitted to NJDEP	Draft tracer study report currently being reviewed, and will be submitted to NJDEP in June 2014
Post Brook treatment and distribution	Secondary MCLs exceeded for manganese, hardness, chloride, and total dissolved solids.	All are ongoing issues. The manganese issue is being investigated, and there are no current plans or need to address the other issues.
High Crest treatment and distribution	none	NA
Lodi distribution	none	NA
N. Arlington distribution	none	NA
Wallington distribution	none	NA

- All Little Falls Water Treatment Plant treatment/disinfection regulatory requirements were met in May, 2014.
- Remote Chlorine Feed Stations: All remote station chlorine disinfection requirements were met in May, 2014, with the exception of the chlorine feed at the Levine Reservoir on May 26. Due to an operator error, the valve to the chlorine feed tank was shut and for 10 hours water flowed out of the reservoir with no chlorine added. That time period is greater than the four hours maximum allowed by regulation. Fortunately, all of the water that left the reservoir during this time period mixed with other chlorinated water before reaching any customers, and thus a public notification and boil water order was not necessary.
- 2014 Consumer Confidence Reports (2013 Water Quality Reports) were mailed in May to customers in the Passaic Valley Water Commission main system, Lodi and North Arlington.
- Uncovered Finished Water Reservoirs: Passaic Valley Water Commission is under an Administrative Consent Order Agreement with the New Jersey Department of Environmental Protection in regard to these reservoirs per the requirements of the LT2-ESWTR. As long as the Administrative Consent Order schedule is followed, Passaic Valley Water Commission remains in compliance. The Levine Reservoir is the first scheduled to be replaced with a storage tank system.
- Potential Future Compliance Issues: The level of Total Trihalomethanes (TTHMs) in the High Crest system is a concern. May was a compliance sampling month for the sampling station on Hearthstone. The result of 77 ppb TTHM was low enough to keep our system in compliance and to avoid a formal Operational Evaluation. If the next sampling result (August 2014) comes in at the same level as last August (102 ppb), we will trigger an MCL violation. A plan has been developed and is being implemented to reduce TTHM concentrations to acceptable levels.

Distribution Systems:

- Bacteria Sampling: For the Passaic Valley Water Commission main system, North Arlington, Lodi, High Crest and Post Brook systems there were no positive total coliform samples or positive E. Coli samples during January, February, March, April or May 2014.
- Geese Control: For the third consecutive year, the USDA Wildlife service is assisting Passaic Valley Water Commission by conducting geese control activities at the Great Notch Reservoir, New Street Reservoir, Levine Reservoir and Point View Reservoir. This program is designed to decrease the amount of fecal matter from geese that enters the water supply in the three-finished water reservoirs and also the Point View Reservoir.

Unregulated Contaminants Monitoring (UCMR-3):

- The Little Falls Water Treatment Plant, Passaic Valley Water Commission main system and the North Arlington system have each completed their four quarterly samplings.

Lodi will begin its UCMR3 sampling in November of 2014.

- There were no coliform or E. coli positives detected in the main Passaic Valley Water Commission, High Crest, Lodi, North Arlington, Post Brook or Wallington systems in May.

Lead and Copper Rule

- All systems are all in compliance with the Environmental Protection Agency's (EPA's) lead and copper action levels. The next compliance monitoring sampling event is scheduled for this month in the main Passaic Valley Water Commission system and in 2015 for all other Passaic Valley Water Commission systems.

Long Term 2 Enhanced Surface Water Treatment Rule (LT2ESWTR)

- The second round of source water monitoring under the LT2ESWTR is required to begin no later than April, 2015. Passaic Valley Water Commission will be required to submit a detailed sampling plan and schedule to the State before January 1, 2015. As a result, the lab is working with Engineering to have contract analytical services, including the sampling schedule, in place in order to meet the plan submittal deadline.

Unregulated Contaminant Monitoring Rule 3 (UCMR3)

- The last of four sampling events for the Passaic Valley Water Commission Main and North Arlington systems were completed in April.
- Lodi UCMR3 monitoring will begin in November, 2014, and will continue on a quarterly basis through August, 2015.
- UCMR3 monitoring is not required for the High Crest or Post Brook water systems.

Client Services Support

- April client Laboratory billing completed and submitted for invoicing.

Laboratory Reporting

May Laboratory reporting (Client and Passaic Valley Water Commission systems) is underway. Regulatory compliance reporting is expected to be completed prior to the June 10, 2014, deadline.

6. PURCHASING

Contracts

Contract # 12-B-12 - "Remote Sites SCADA" – bids to be received June 24, 2014
(Re-Bid)

Contract # 14-B-27 - "Analytical Laboratory Services for Cryptosporidium, Giardia and E.Coli – bids to be received June 24, 2014

Contract # 14-B-28 - "Support Services for Customer Service and Billing" – bids to be received June 24, 2014

Competitive Contracting

Contract # 13-C-01 - "Procurement of Customer Service Information System (CIS) and Related Professional Services" – Advanced Utility Systems training for the core team will continue for another three (3) weeks. Scripts/testing process with the new software will follow.

Contract # 14-C-01 - "Procurement of Goods and Services to Update PVWC's Website and Related Services" – kick off meeting has been held and a layout is being developed for our approval.

Professional Services

Project # 14-P-56 - "Professional Services for Completion of PVWC's Customer Information System" – proposals to be received July 10, 2014

Other

A plaque has been ordered to commemorate Wendell R. Inhoffer's contributions and achievements while serving as the Chief Superintendent of Passaic Valley Water Commission.

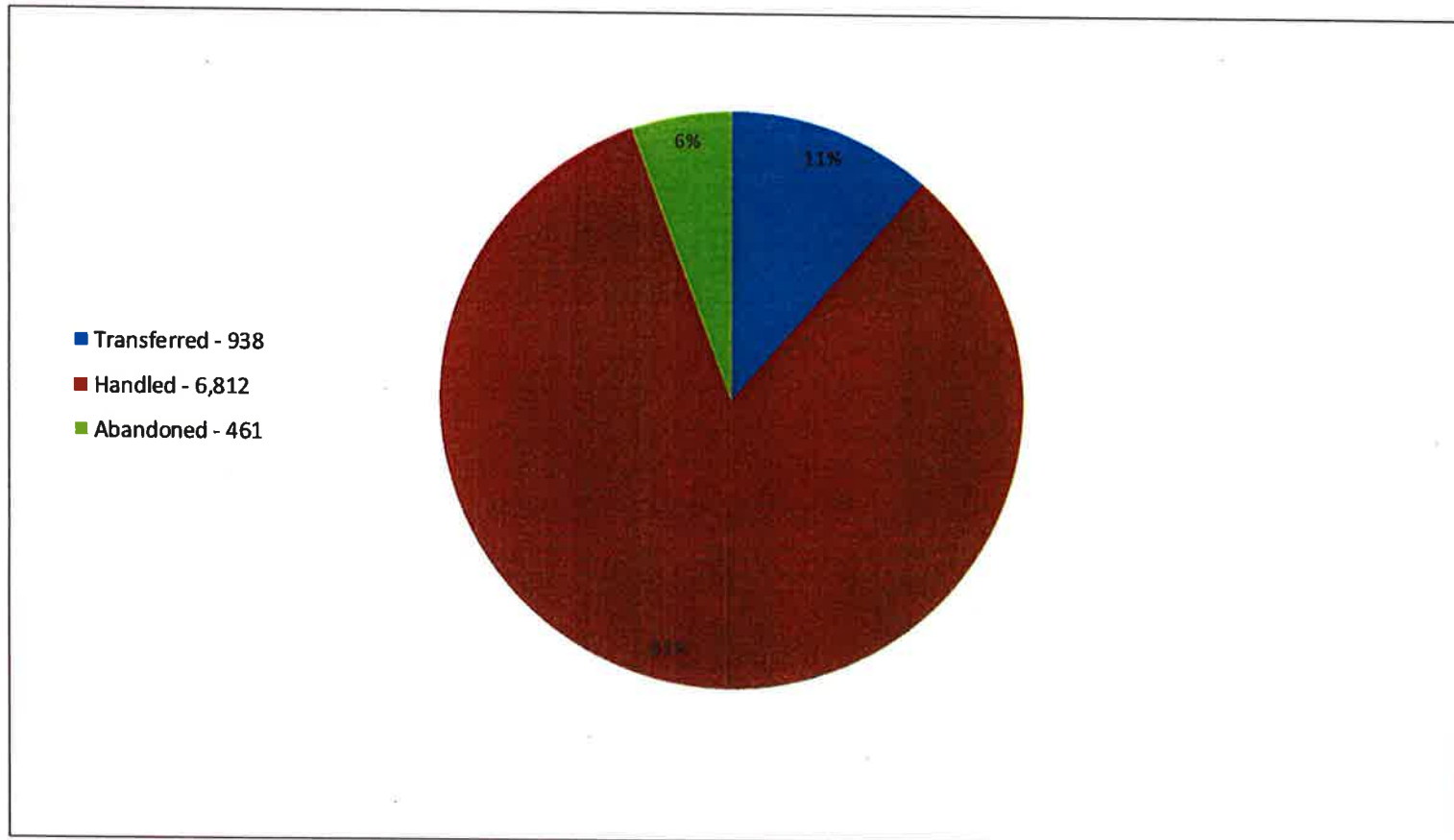
7. ATTACHMENTS

- Calls
- Work orders
- Delinquents
- Regulatory Summary
- Chemical Costs

db

May 2014

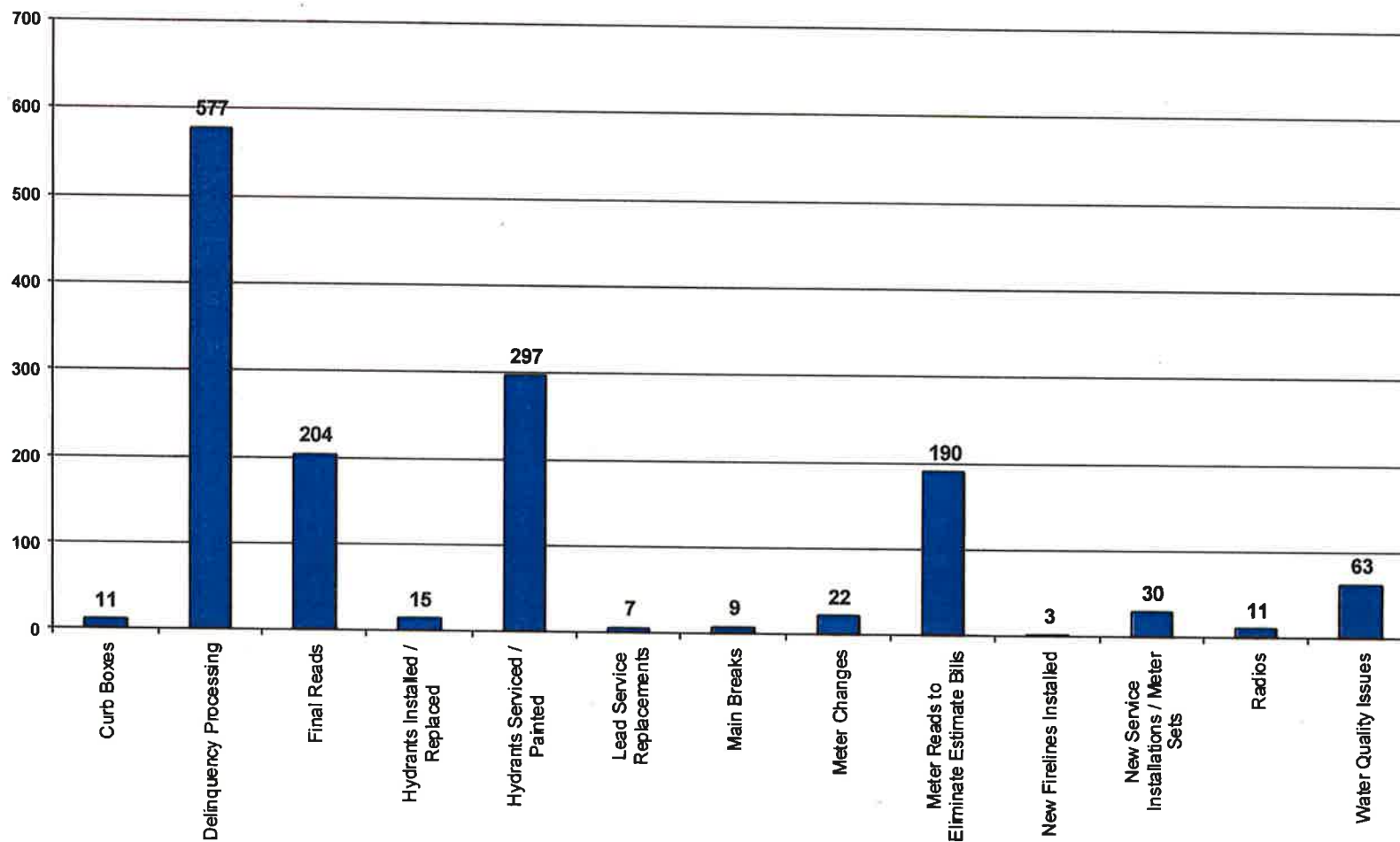
10,530 Calls



May 2014 – Work Orders

Total: 1,451

12 hydrants need to be replaced



May 2014:: Top 20 Largest Amounts Delinquent

Name	Address	Total Amount Due	Total Amount Delinquent	Cut Off Date	Aging 30	Aging 60	Aging 90	Aging 120	Notes
EAST NEWARK CENTER, LLC	255 GRANT AVE, EAST NEWARK	\$55,473.62	\$50,594.45	7/14/14	\$0.00	\$2,390.61	\$2,390.61	\$9,632.70	Off at meter
TRYANOWSKI, KEVIN	181 PASSAIC ST, GARFIELD	\$35,702.47	\$35,222.47	6/25/14	\$61.12	-	-	\$32,580.98	Off at curb
CORAL DYE & FIN. CORP	555 E 31 ST ST, PATERSON	\$33,942.33	\$29,630.44	7/3/14	\$4,219.77	\$2,854.77	\$4,510.97	\$16,780.98	Bounced ck, repaying w/ cashiers check
FDR SERVICE CORP OF NJ	179 LAFAYETTE ST, PATERSON	\$37,553.02	\$28,789.79	7/3/14	\$7,675.17	\$995.77	\$9,859.17	\$9,595.41	WO for Delinquency Turn Off 6/11/14
ST. MARY'S HOSPITAL	350 BOULEVARD, PASSAIC	\$75,141.71	\$23,469.61	7/16/14	\$28,847.86	\$22,780.92	\$0.00	\$0.00	PVWC does not shut off Hospitals
WALKER REALTY GROUP	196 21ST AVE FIREL, PATERSON	\$22,199.58	\$20,530.14	7/11/14	\$308.69	\$308.69	\$308.69	\$3,350.62	Off at curb
HELLER, ALFRED	388 GETTY AVE, CLIFTON	\$19,294.86	\$17,990.69	7/3/14	\$304.17	\$304.17	\$304.17	\$2,973.66	Off at curb
GALAXIE CHEM CORP	6 -34 PIERCY ST FIREL, PATERSON	\$18,604.82	\$17,243.38	7/11/14	\$308.69	\$308.69	\$308.69	\$3,025.81	Off at curb
ALFRED HELLER HEAT	0 WELLINGTON AVE FIREL, CLIFTON	\$18,321.31	\$17,039.87	7/11/14	\$308.69	\$308.69	\$308.69	\$2,830.56	FL off at curb
JET MANAGEMENT, LLC	4 MARKET ST, PASSAIC	\$18,302.12	\$17,007.49	6/26/14	\$245.58	\$174.36	\$316.80	\$5,026.49	Off at curb
LAVALAS, LLC	47 -49 WALL ST FIREL, PASSAIC	\$17,749.86	\$16,428.42	7/11/14	\$308.69	\$308.69	\$308.69	\$2,635.80	Off at curb
TRINITY PARTNERS LLC	663-667 MAIN AVE FIREL, PASSAIC	\$16,739.48	\$15,657.08	7/11/14	\$463.26	\$463.26	\$463.26	\$2,604.17	Needs to be dug
CALZADA, CARLOS	514 - 516 BROADWAY FIREL, PATERSON	\$15,981.09	\$14,819.65	7/11/14	\$308.69	\$308.69	\$308.69	\$2,659.25	Needs to be dug
CRADENAS, CARLOS	79 N 12 TH ST, PROSPECT PARK	\$14,754.39	\$14,354.39	5/29/14	\$0.00	\$71.12	\$0.00	\$13,318.33	Off at curb
EZEQUIL, COMACHO	44 - 46 WALL ST FIREL, PASSAIC	\$15,281.93	\$14,120.49	7/11/14	\$308.69	\$308.69	\$308.69	\$2,214.96	Verifying if domestic & fireline is on or off
EL MOLINO FOOD INC.	145 E RAILWAY AVE FIREL, PATERSON	\$14,221.91	\$13,180.47	7/11/14	\$308.69	\$308.69	\$308.69	\$2,214.96	Verifying if fireline is on or off
PASSAIC REALTY LLC	23 PASSAIC AVE, PASSAIC	\$14,936.90	\$13,159.93	7/4/14	\$1,634.37	\$1,278.27	\$2,168.52	\$7,195.19	WO for Delinquency Turn Off 6/11/14
CENTRAL BERGEN PROP.	950 RIVER RD, GARFIELD	\$20,199.30	\$12,806.95	6/26/14	\$7,082.28	\$5,626.28	\$40.00	\$0.00	Not 67 days delinquent yet
808 21 ST ST, LLC	71 CHADWICK ST FIREL, PATERSON	\$13,930.95	\$12,795.51	7/11/14	\$308.69	\$308.69	\$308.69	\$2,557.98	Verifying if domestic & fireline is on or off
W & S REALTY CO.	926 MARKET ST FIREL, PATERSON	\$13,480.78	\$12,518.38	7/11/14	\$463.26	\$463.26	\$463.26	\$2,050.55	Verifying if fireline is on or off

SDWA Regulatory Compliance Executive Summary - Submitted on June 4, 2014

- Ozone Tracer Tests need to be completed and submitted to NJDEP.
- Ongoing sodium exceedance in the main PVWC system.
- Ongoing manganese exceedance in the Post Brook system.
- Sample plan and schedule for the second round of Long Term 2 Enhanced Surface Water Treatment Rule (LT2) monitoring is due to be submitted to NJDEP before January 1, 2015.
- Work is in progress under an Administrative Consent Order with NJDEP, to address the open finished water reservoir requirements of the Long Term 2 Enhanced Surface Water Treatment Rule (LT2).
- Consumer Confidence Reports (2013 Water Quality Reports) mailed to PVWC main system, Lodi and North Arlington customers.

SAFE DRINKING WATER ACT REGULATORY COMPLIANCE OVERVIEW - MAY 2014						
DATE: SUBMITTED JUNE 4, 2014	PVWC	HIGH CREST	LODI	NORTH ARLINGTON	POST BROOK	WALLINGTON
	NJ1605002	NJ1615003	NJ0231001	NJ0239001	NJ1615008	NJ0265001
Microbiological Contaminants - status	IN COMPLIANCE	IN COMPLIANCE	IN COMPLIANCE	IN COMPLIANCE	IN COMPLIANCE	IN COMPLIANCE
Coliform Detections	None	None	None	None	None	None
E.coli/Fecal Coliform Detections	None	None	None	None	None	None
Asbestos	IN COMPLIANCE	WAIVER	WAIVER	WAIVER	WAIVER	WAIVER
Bromate	IN COMPLIANCE					
Disinfection Byproducts: Trihalomethanes and Haloacetic Acids - status	IN COMPLIANCE	IN COMPLIANCE	IN COMPLIANCE	IN COMPLIANCE	IN COMPLIANCE	IN COMPLIANCE
Disinfection Byproduct Precursors (TOC Removal)	IN COMPLIANCE					
Inorganics Contaminants- General	IN COMPLIANCE				IN COMPLIANCE	
Lead	IN COMPLIANCE	IN COMPLIANCE	IN COMPLIANCE	IN COMPLIANCE	IN COMPLIANCE	IN COMPLIANCE
Copper	IN COMPLIANCE	IN COMPLIANCE	IN COMPLIANCE	IN COMPLIANCE	IN COMPLIANCE	IN COMPLIANCE
Nitrate, mg/L	IN COMPLIANCE				IN COMPLIANCE	
Radiological Contaminants	IN COMPLIANCE				IN COMPLIANCE	
Secondary Contaminants - General	IN COMPLIANCE EXCEPT FOR ODOR				IN COMPLIANCE EXCEPT FOR: CHLORIDE, HARDNESS AND TOTAL DISSOLVED SOLIDS	
Secondary Manganese	IN COMPLIANCE		IN COMPLIANCE	IN COMPLIANCE	OUT OF COMPLIANCE ONGOING EXCEEDANCE	IN COMPLIANCE
Secondary Sodium	OUT OF COMPLIANCE ONGOING EXCEEDANCE				IN COMPLIANCE	
Volatile Organic Compounds	IN COMPLIANCE				IN COMPLIANCE	

PASSAIC VALLEY WATER COMMISSION
MONTHLY CHEMICAL COST SUMMARY
May-14

CHEMICALS	LBS USED	\$ /LB	TOTAL COST (\$)	COST/MG
LIQUID FERRIC SULFATE	437773	\$0.182	\$79,871	\$45.61
COAGULANT POLYMER (Clarifloc A-3333P)	3654	\$1.290	\$4,713	\$2.69
MICROSAND	14000	\$0.096	\$1,343	\$0.77
POTASSIUM PERMANGANATE	0	\$2.217	\$0	\$0.00
POLYALUMINUM HYDROXYCHLOROSULFATE (Filter Aid)	37654	\$0.359	\$13,532	\$7.73
LIQUID OXYGEN	223269	\$0.043	\$9,495	\$5.42
RESIDUAL POLYMER (Clarifloc A-6320)	2672	\$0.900	\$2,404	\$1.37
CORROSION INHIBITOR (HEPBURN RD.)	7119	\$0.866	\$6,165	\$3.52
	GALS USED	\$ / GALS	TOTAL COST (\$)	COST/MG
RESIDUAL MANAGEMENT	1755000	\$0.087	\$153,124	\$87.45
PVSC SEWER FEES (INCL. TANK #3 DECANT)	cost per month (based on 2013 parameters) =		\$4,817	\$2.75
HYDROGEN PEROXIDE	0	\$3.089	\$0	\$0.00
SODIUM HYDROXIDE (CAUSTIC)	60370	\$1.380	\$83,310	\$47.58
SULFURIC ACID	11682	\$1.350	\$15,771	\$9.01
15% SODIUM HYPOCHLORITE (PRE)	15954	\$0.670	\$10,689	\$6.10
15% SODIUM HYPOCHLORITE (POST)	30892	\$0.670	\$20,698	\$11.82
(NaOCL) LEVINE RESERVOIR	2025	\$0.670	\$1,357	\$0.77
(NaOCL) NEW ST. RESERVOIR	1801	\$0.670	\$1,207	\$0.69
(NaOCL) GREAT NOTCH RESERVOIR	1649	\$0.670	\$1,104	\$0.63
(NaOCL) BOTANY	486	\$0.670	\$325	\$0.19
			TOTAL COST	COST/MG
WATER TREATMENT COST			\$239,424	\$136.74
RESIDUAL TREATMENT COST			\$155,528	\$88.82
RESERVOIR + HEPBURN TREATMENT COST			\$10,159	\$5.80
TOTAL MONTHLY TREATMENT COST			\$405,111	\$231.36
TOTAL TREATED WATER (MG)			1751	

WATER SUPERINTENDENT
RICHARD W. GULLICK, Ph.D.

6/4/14

DATE

COMPTROLLER'S REPORT TO THE BOARD OF COMMISSIONERS

**Listing of Monthly Bank Balances
AS OF 5/31/14**

	<u>Ledger Acct#</u>	<u>Bank Acct#</u>	<u>Balance</u>	<u>Int</u>	<u>YTD Int</u>	<u>Int Rate</u>
Escrow	101-32	4094009406	17,268.93	2.95	17.08	0.21%
Current Fund	101-01	4094009505	3,403,639.58	0.00	0.00	0.00%
Revenue	101-03	4094009513	7,074,160.71	0.00	0.00	0.00%
Payroll Tax	101-05	4094010040	41,768.92	20.01	140.19	0.25%
Self Insurance	101-07	4094010024	1,035,232.27	0.00	0.00	0.00%
Cashier	101-23	4094010032	145,329.85	8.33	100.58	0.05%
Chargeback/Redeposit	101-34	4094009430	9,817.87	0.00	0.00	0.00%
Zero Balance	101-22	4094009398	1.00	0.00	0.00	0.00%
Credit Card Processing	101-37	4094012749	857,188.15	0.00	0.00	0.00%
Credit Card Charge Back	101-38	4094012756	30,001.27	1.27	6.19	0.05%
FSA Account	101-02	4094009380	6,246.28	0.00	0.00	0.00%
Crown Bank Current Fund	101-40	518005621	0.00	0.00	0.00	0.00%
Totals:			12,620,654.83	32.56	264.04	

Capital One NJ SUI Reserve	LEDGER ACCT#:	INVESTMENT	AMOUNT	INT %	MATURITY DT
Bank Acct#:7527402322	183-03	CAPITAL ONE BANK BALANCE	99,696.13		
		BELLEVILLE NOTE	133,600.00	1.28%	10/24/2014
Total:			233,296.13		

	<u>Ledger Acct#</u>	<u>Bank Acct#</u>	<u>Cash</u>	<u>Int</u>	<u>Int Rate</u>
Operating Reserve Acct	152-08	1031461	102.23	2.10	0.00%
2001A EIT Trust Loan-Dbt Srv Fnd (Princ/Int)	156-33	1031474	359,798.72	3.00	0.01%
2001A-2 EIT Trust Loan-Dbt Srv Fnd (Princ)	156-34	1031476	0.39	0.00	0.00%
2001A EIT Fnd Loan-Dbt Srv Fnd (Princ/Int)	156-09	1031473	3.16	0.00	0.00%
2001A EIT Fnd Loan-Dbt Srv Fnd (Princ)	156-35	1031475	412.47	0.00	0.00%
2002A EIT Fnd Loan-Dbt Srv Fnd	156-13	1031477	111,539.54	0.90	0.01%
Bond 2003 Rev Refunding-Dbt Srv Fnd	156-14	1031464	501,488.35	4.20	0.01%
Bond 2005 Rev Refunding-Dbt Serv Fnd	156-21	1031470	127,312.07	0.90	0.01%
Bond 2007C Rev Refunding-Dbt Srv Fnd	156-25	1031472	122,355.65	0.00	0.01%
Bond 2009A Rev Refunding Const Fnd	156-29	1031480	11.61	0.00	0.00%
Bond 2009BAB Rev Refunding Const Fnd	156-30	1031580	894,892.59	7.50	0.01%
Bond 2009 Rev Refunding- Dbt Srv Fnd	156-32	1031478	3.97	0.00	0.00%

Bond 2010C Rev Refunding-Debt Srv Acct	156-36	1032631	3.82	0.00	0.00%
Bond 2010C Rev Refunding-Dbt Srv Reserve Acct	156-38	1032634	48.97	0.00	0.00%
NJEIT Bond 2010A-Dbt Srv Fnd	156-39	1032378	84,155.78	0.60	0.01%
NJEIT 2010B-Dbt Srv Acct	156-40	1032379	0.03	0.00	0.00%
NJEIT 2010A/B-Dbt Srv Reserve Acct	156-41	1032650	282,685.99	2.40	0.01%
Totals:			<u>2,484,815.34</u>	<u>21.60</u>	

Bond 2009 Rev Refunding-Dbt Srv Reserve Fund	LEDGER ACCT#:	INVESTMENT	AMOUNT	INT %	MATURITY DT
Bank Acct#:1031481	156-27	MM FUND	3,845,577.36		
		Dividend Earned on MM	31.50	0.0100%	
		6 MONTH CROWN BK CD	3,500,000.00	0.7472%	7/6/2014
		HIGHTSTOWN BND ANT NOTE	1,208,000.00	1.09%	6/6/2014
		BARNEGAT BND ANT NOTE	1,165,110.00	1.09%	6/20/2014
		HIGH BRIDGE BND ANT NOTE	617,478.00	1.24%	6/25/2014
		HAMMONTON 2013 NOTE	635,540.00	1.29%	7/2/2014
		WOODBINE GRNT ANT NOTE	584,950.00	1.18%	10/10/2014
		TOWN OF KEARNY NOTE	600,000.00	1.28%	12/19/2014
		TWP OF OCEAN BAN	500,000.00	1.28%	2/27/2015
		Total:	<u>12,656,686.86</u>		

1992 Renewal & Extension Fund	LEDGER ACCT#:	INVESTMENT	AMOUNT	INT %	MATURITY DT
Bank Acct#:1031457	152-11	MM FUND	4,357,911.50		
		Dividend Earned on MM	30.01	0.01%	
		Total:	<u>4,357,941.51</u>		

Listing of Monthly Bank Balances
AS OF 4/30/14

	<u>Ledger Acct#</u>	<u>Bank Acct#</u>	<u>Balance</u>	<u>Int</u>	<u>YTD Int</u>	<u>Int Rate</u>
Escrow	101-32	4094009406	17,265.98	3.48	14.13	0.21%
Current Fund	101-01	4094009505	2,350,731.55	0.00	0.00	0.00%
Revenue	101-03	4094009513	360,847.32	0.00	0.00	0.00%
Payroll Tax	101-05	4094010040	42,312.52	32.24	120.18	0.30%
Self Insurance	101-07	4094010024	1,036,077.22	0.00	0.00	0.00%
Cashier	101-23	4094010032	271,198.27	19.85	92.25	0.05%
Chargeback/Redeposit	101-34	4094009430	8,117.08	0.00	0.00	0.00%
Zero Balance	101-22	4094009398	1.00	0.00	0.00	0.00%
Credit Card Processing	101-37	4094012749	0.52	0.00	0.00	0.00%
Credit Card Charge Back	101-38	4094012756	30,001.23	1.23	4.92	0.05%
FSA Account	101-02	4094009380	6,360.79	0.00	0.00	0.00%
Crown Bank Current Fund	101-40	518005621	0.00	0.00	0.00	0.00%
Totals:			<u>4,122,913.48</u>	<u>56.80</u>	<u>231.48</u>	

Capital One NJ SUI Reserve	LEDGER ACCT#:	INVESTMENT	AMOUNT	INT %	MATURITY DT
Bank Acct#:7527402322	183-03	CAPITAL ONE BANK BALANCE	99,696.13		
		BELLEVILLE NOTE	133,600.00	1.28%	10/24/2014
Total:			<u>233,296.13</u>		

	<u>Ledger Acct#</u>	<u>Bank Acct#</u>	<u>Cash</u>	<u>Int</u>	<u>Int Rate</u>
Operating Reserve Acct	152-08	1031461	7,649,839.13	1.83	0.01%
2001A EIT Trust Loan-Dbt Srv Fnd (Princ/Int)	156-33	1031474	359,795.72	3.10	0.01%
2001A-2 EIT Trust Loan-Dbt Srv Fnd (Princ)	156-34	1031476	0.39	0.00	0.00%
2001A EIT Fnd Loan-Dbt Srv Fnd (Princ/Int)	156-09	1031473	3.16	0.00	0.00%
2001A EIT Fnd Loan-Dbt Srv Fnd (Princ)	156-35	1031475	412.47	0.00	0.00%
2002A EIT Fnd Loan-Dbt Srv Fnd	156-13	1031477	111,538.64	0.93	0.01%
Bond 2003 Rev Refunding-Dbt Srv Fnd	156-14	1031464	501,484.15	4.34	0.01%
Bond 2005 Rev Refunding-Dbt Srv Fnd	156-21	1031470	127,311.17	0.93	0.01%
Bond 2007C Rev Refunding-Dbt Srv Fnd	156-25	1031472	0.65	0.00	0.00%
Bond 2009A Rev Refunding Const Fnd	156-29	1031480	11.61	0.00	0.00%
Bond 2009BAB Rev Refunding Const Fnd	156-30	1031580	894,885.09	7.75	0.01%
Bond 2009 Rev Refunding- Dbt Srv Fnd	156-32	1031478	3.97	0.00	0.00%

Bond 2010C Rev Refunding-Debt Srv Acct	156-36	1032631	15,172.57	0.00	0.01%
Bond 2010C Rev Refunding-Dbt Srv Reserve Acct	156-38	1032634	48.97	0.00	0.00%
NJEIT Bond 2010A-Dbt Srv Fnd	156-39	1032378	84,155.18	0.62	0.01%
NJEIT 2010B-Dbt Srv Acct	156-40	1032379	0.03	0.00	0.00%
NJEIT 2010A/B-Dbt Srv Reserve Acct	156-41	1032650	282,683.59	2.48	0.01%
Totals:			<u>10,027,346.49</u>	<u>21.98</u>	

Bond 2009 Rev Refunding-Dbt Srv Reserve Fund	LEDGER ACCT#:	INVESTMENT	AMOUNT	INT %	MATURITY DT
Bank Acct#:1031481	156-27	MM FUND	3,845,544.81		
		Dividend Earned on MM	32.55	0.0100%	
		6 MONTH CROWN BK CD	3,500,000.00	0.7472%	7/6/2014
		HIGHTSTOWN BND ANT NOTE	1,208,000.00	1.09%	6/6/2014
		BARNEGAT BND ANT NOTE	1,165,110.00	1.09%	6/20/2014
		HIGH BRIDGE BND ANT NOTE	617,478.00	1.24%	6/25/2014
		HAMMONTON 2013 NOTE	635,540.00	1.29%	7/2/2014
		WOODBINE GRNT ANT NOTE	584,950.00	1.18%	10/10/2014
		TOWN OF KEARNY NOTE	600,000.00	1.28%	12/19/2014
		TWP OF OCEAN BAN	500,000.00	1.28%	2/27/2015
		Total:	<u>12,656,655.36</u>		

1992 Renewal & Extension Fund	LEDGER ACCT#:	INVESTMENT	AMOUNT	INT %	MATURITY DT
Bank Acct#:1031457	152-11	MM FUND	4,359,511.14		
		Dividend Earned on MM	28.21	0.01%	
		Total:	<u>4,359,539.35</u>		

Listing of Monthly Bank Balances
AS OF 3/31/14

	<u>Ledger Acct#</u>	<u>Bank Acct#</u>	<u>Balance</u>	<u>Int</u>	<u>YTD Int</u>	<u>Int Rate</u>
Escrow	101-32	4094009406	17,262.50	3.67	10.65	0.21%
Current Fund	101-01	4094009505	228,608.85	0.00	0.00	0.00%
Revenue	101-03	4094009513	6,582,662.39	0.00	0.00	0.00%
Payroll Tax	101-05	4094010040	1,393,128.68	26.66	87.94	0.30%
Self Insurance	101-07	4094010024	1,036,077.22	0.00	0.00	0.00%
Cashier	101-23	4094010032	974,417.50	70.49	72.40	0.05%
Chargeback/Redeposit	101-34	4094009430	11,657.99	0.00	0.00	0.00%
Zero Balance	101-22	4094009398	8,786.49	0.00	0.00	0.00%
Credit Card Processing	101-37	4094012749	672,401.60	0.00	0.00	0.00%
Credit Card Charge Back	101-38	4094012756	30,001.27	1.27	3.69	0.05%
FSA Account	101-02	4094009380	7,937.10	0.00	0.00	0.00%
Crown Bank Current Fund	101-40	518005621	0.00	0.00	0.00	0.00%
Totals:			<u>10,962,941.59</u>	<u>102.09</u>	<u>174.68</u>	

Capital One NJ SUI Reserve	<u>LEDGER ACCT#:</u>	<u>INVESTMENT</u>	<u>AMOUNT</u>	<u>INT %</u>	<u>MATURITY DT</u>
Bank Acct#:7527402322	183-03	CAPITAL ONE BANK BALANCE	99,696.13		
		BELLEVILLE NOTE	133,600.00	1.28%	10/24/2014
Total:			<u>233,296.13</u>		

	<u>Ledger Acct#</u>	<u>Bank Acct#</u>	<u>Cash</u>	<u>Int</u>	<u>Int Rate</u>
Operating Reserve Acct	152-08	1031461	102.05	2.05	0.00%
2001A EIT Trust Loan-Dbt Srv Fnd (Princ/Int)	156-33	1031474	359,792.62	3.20	0.01%
2001A-2 EIT Trust Loan-Dbt Srv Fnd (Princ)	156-34	1031476	0.39	0.00	0.00%
2001A EIT Fnd Loan-Dbt Srv Fnd (Princ/Int)	156-09	1031473	3.16	0.00	0.00%
2001A EIT Fnd Loan-Dbt Srv Fnd (Princ)	156-35	1031475	412.47	0.00	0.00%
2002A EIT Fnd Loan-Dbt Srv Fnd	156-13	1031477	111,537.71	0.88	0.01%
Bond 2003 Rev Refunding-Dbt Srv Fnd	156-14	1031464	501,479.81	3.92	0.01%
Bond 2005 Rev Refunding-Dbt Srv Fnd	156-21	1031470	127,310.24	0.84	0.01%
Bond 2007C Rev Refunding-Dbt Srv Fnd	156-25	1031472	0.65	0.00	0.00%
Bond 2009A Rev Refunding Const Fnd	156-29	1031480	11.61	0.00	0.00%
Bond 2009BAB Rev Refunding Const Fnd	156-30	1031580	894,877.34	7.00	0.01%
Bond 2009 Rev Refunding- Dbt Srv Fnd	156-32	1031478	3.97	0.00	0.00%

Bond 2010C Rev Refunding-Debt Srv Acct	156-36	1032631	3.82	0.00	0.00%
Bond 2010C Rev Refunding-Dbt Srv Reserve Acct	156-38	1032634	48.97	0.00	0.00%
NJEIT Bond 2010A-Dbt Srv Fnd	156-39	1032378	84,154.56	0.62	0.01%
NJEIT 2010B-Dbt Srv Acct	156-40	1032379	0.03	0.00	0.00%
NJEIT 2010A/B-Dbt Srv Reserve Acct	156-41	1032650	282,681.11	2.24	0.01%
Totals:			<u>2,362,420.51</u>	<u>20.75</u>	

Bond 2009 Rev Refunding-Dbt Srv Reserve Fund	LEDGER ACCT#:	INVESTMENT	AMOUNT	INT %	MATURITY DT
Bank Acct#:1031481	156-27	MM FUND	3,845,513.37		
		Dividend Earned on MM	31.44	0.0100%	
		6 MONTH CROWN BK CD	3,500,000.00	0.7472%	7/6/2014
		HIGHTSTOWN BND ANT NOTE	1,208,000.00	1.09%	6/6/2014
		BARNEGAT BND ANT NOTE	1,165,110.00	1.09%	6/20/2014
		HIGH BRIDGE BND ANT NOTE	617,478.00	1.24%	6/25/2014
		HAMMONTON 2013 NOTE	635,540.00	1.29%	7/2/2014
		WOODBINE GRNT ANT NOTE	584,950.00	1.18%	10/10/2014
		TOWN OF KEARNY NOTE	600,000.00	1.28%	12/19/2014
		TWP OF OCEAN BAN	500,000.00	1.28%	2/27/2015
		Total:	<u>12,656,622.81</u>		

1992 Renewal & Extension Fund	LEDGER ACCT#:	INVESTMENT	AMOUNT	INT %	MATURITY DT
Bank Acct#:1031457	152-11	MM FUND	3,318,356.62		
		Dividend Earned on MM	25.48	0.01%	
		SECAUCUS ANT NOTE	605,710.00	1.29%	4/18/2014
		HILLSBOROUGH ANT NOTE	425,670.00	1.24%	4/24/2014
		Total:	<u>4,349,762.10</u>		

Passaic Valley Water Commission
Overtime Analysis - Executive Department
12/31/2014

	2014				2013				Variance			
	<u>Annual Salary</u>	<u>OT</u>	<u>DT</u>	<u>OT/DT Total</u>	<u>Annual Salary</u>	<u>OT</u>	<u>DT</u>	<u>OT/DT Total</u>	<u>Annual Salary</u>	<u>OT</u>	<u>DT</u>	<u>OT/DT Total</u>
January	518,390.60	0.00	0.00	0.00	499,244.20	0.00	0.00	0.00	19,146.40	0.00	0.00	0.00
February		0.00	0.00	0.00		0.00	0.00	0.00		0.00	0.00	0.00
March		2,522.49	0.00	2,522.49		0.00	0.00	0.00		2,522.49	0.00	2,522.49
April		0.00	0.00	0.00		25.85	0.00	0.00		(25.85)	0.00	(25.85)
May		26.84	0.00	26.84		0.00	0.00	0.00		26.84	0.00	26.84
June				0.00		0.00	0.00	0.00		0.00	0.00	0.00
July				0.00		0.00	0.00	0.00		0.00	0.00	0.00
August				0.00		0.00	0.00	0.00		0.00	0.00	0.00
September				0.00		0.00	0.00	0.00		0.00	0.00	0.00
October				0.00		0.00	0.00	0.00		0.00	0.00	0.00
November				0.00		26.33	0.00	0.00		(26.33)	0.00	(26.33)
December				0.00		0.00	0.00	0.00		0.00	0.00	0.00
								0.00		0.00	0.00	0.00
	<u>518,390.60</u>	<u>2,549.33</u>	<u>0.00</u>	<u>2,549.33</u>	<u>499,244.20</u>	<u>52.18</u>	<u>0.00</u>	<u>0.00</u>	<u>19,146.40</u>	<u>2,497.15</u>	<u>0.00</u>	<u>2,497.15</u>
Department Head: Joseph Bella												
Number of Employees: 4												
Total thru May	<u>215,996.08</u>	<u>2,549.33</u>	<u>0.00</u>	<u>2,549.33</u>	<u>208,018.42</u>	<u>25.85</u>	<u>0.00</u>	<u>0.00</u>	<u>7,977.67</u>	<u>2,523.48</u>	<u>0.00</u>	<u>2,523.48</u>
% Change									<u>3.84%</u>	<u>9762.01%</u>	<u>0.00%</u>	<u>0.00%</u>

* Note that Annual Salary has been ratably adjusted to 5 months.

Passaic Valley Water Commission
Overtime Analysis - Legal Department
12/31/2014

	2014				2013				Variance			
	<u>Annual Salary</u>	<u>OT</u>	<u>DT</u>	<u>OT/DT Total</u>	<u>Annual Salary</u>	<u>OT</u>	<u>DT</u>	<u>OT/DT Total</u>	<u>Annual Salary</u>	<u>OT</u>	<u>DT</u>	<u>OT/DT Total</u>
January	295,841.00	365.63	0.00	365.63	284,921.00	0.00	0.00	0.00	10,920.00	365.63	0.00	365.63
February		(365.63)	0.00	(365.63)		41.80	0.00	0.00		(407.43)	0.00	(407.43)
March		0.00	0.00	0.00		0.00	0.00	0.00		0.00	0.00	0.00
April		0.00	0.00	0.00		360.00	0.00	0.00		(360.00)	0.00	(360.00)
May		0.00	0.00	0.00		(360.00)	0.00	0.00		360.00	0.00	360.00
June				0.00		0.00	0.00	0.00		0.00	0.00	0.00
July				0.00		20.90	0.00	0.00		(20.90)	0.00	(20.90)
August				0.00		16.88	0.00	0.00		(16.88)	0.00	(16.88)
September				0.00		41.80	0.00	0.00		(41.80)	0.00	(41.80)
October				0.00		0.00	0.00	0.00		0.00	0.00	0.00
November				0.00		0.00	0.00	0.00		0.00	0.00	0.00
December				0.00		0.00	0.00	0.00		0.00	0.00	0.00
								0.00	0.00	0.00	0.00	0.00
	<u>295,841.00</u>	<u>0.00</u>	<u>0.00</u>	<u>0.00</u>	<u>284,921.00</u>	<u>121.38</u>	<u>0.00</u>	<u>0.00</u>	<u>10,920.00</u>	<u>(121.38)</u>	<u>0.00</u>	<u>(121.38)</u>
Department Head: George Hanley												
Number of Employees:		3			3							
Total thru May	<u>123,267.08</u>	<u>0.00</u>	<u>0.00</u>	<u>0.00</u>	<u>118,717.08</u>	<u>41.80</u>	<u>0.00</u>	<u>0.00</u>	<u>4,550.00</u>	<u>(41.80)</u>	<u>0.00</u>	<u>(41.80)</u>
% Change									<u>3.83%</u>	<u>(100.00%)</u>	<u>0.00%</u>	<u>0.00%</u>

* Note that Annual Salary has been ratably adjusted to 5 months.

Passaic Valley Water Commission
Overtime Analysis - Engineering Department
12/31/2014

	2014				2013				Variance			
	<u>Annual Salary</u>	<u>OT</u>	<u>DT</u>	<u>OT/DT Total</u>	<u>Annual Salary</u>	<u>OT</u>	<u>DT</u>	<u>OT/DT Total</u>	<u>Annual Salary</u>	<u>OT</u>	<u>DT</u>	<u>OT/DT Total</u>
January	657,893.60	1,330.72	0.00	1,330.72	683,464.60	961.55	0.00	23.78	(25,571.00)	369.17	0.00	369.17
February		605.12	0.00	605.12		376.25	0.00	499.28		228.87	0.00	228.87
March		618.65	0.00	618.65		2,504.49	0.00	399.38		(1,885.84)	0.00	(1,885.84)
April		1,457.97	0.00	1,457.97		986.92	0.00	381.22		471.05	0.00	471.05
May		1,711.42	0.00	1,711.42		824.30	0.00	595.69		887.12	0.00	887.12
June				0.00		627.58	0.00	1,236.32		(627.58)	0.00	(627.58)
July				0.00		1,051.61	0.00	384.21		(1,051.61)	0.00	(1,051.61)
August				0.00		1,390.47	0.00	380.77		(1,390.47)	0.00	(1,390.47)
September				0.00		3,211.18	0.00	2,346.22		(3,211.18)	0.00	(3,211.18)
October				0.00		3,794.53	0.00	90.30		(3,794.53)	0.00	(3,794.53)
November				0.00		2,675.57	0.00	879.69		(2,675.57)	0.00	(2,675.57)
December				0.00		2,896.64	0.00	83.21		(2,896.64)	0.00	(2,896.64)
								0.00		0.00	0.00	0.00
	<u>657,893.60</u>	<u>5,723.88</u>	<u>0.00</u>	<u>5,723.88</u>	<u>683,464.60</u>	<u>21,301.09</u>	<u>0.00</u>	<u>7,300.07</u>	<u>(25,571.00)</u>	<u>(15,577.21)</u>	<u>0.00</u>	<u>(15,577.21)</u>
Department Head: James Duprey												
Number of Employees:				9	10							
Total thru May	<u>274,122.33</u>	<u>5,723.88</u>	<u>0.00</u>	<u>5,723.88</u>	<u>284,776.92</u>	<u>5,653.51</u>	<u>0.00</u>	<u>1,899.35</u>	<u>(10,654.58)</u>	<u>70.37</u>	<u>0.00</u>	<u>70.37</u>
% Change									<u>(3.74%)</u>	<u>1.24%</u>	<u>0.00%</u>	<u>3.70%</u>

* Note that Annual Salary has been ratably adjusted to 5 months.

Passaic Valley Water Commission
Overtime Analysis - Purchasing Department
12/31/2014

	2014				2013				Variance			
	<u>Annual Salary</u>	<u>OT</u>	<u>DT</u>	<u>OT/DT Total</u>	<u>Annual Salary</u>	<u>OT</u>	<u>DT</u>	<u>OT/DT Total</u>	<u>Annual Salary</u>	<u>OT</u>	<u>DT</u>	<u>OT/DT Total</u>
January	185,021.20	354.02	0.00	354.02	178,178.00	170.50	0.00	26.23	6,843.20	183.52	0.00	183.52
February		340.41	0.00	340.41		26.23	0.00	0.00		314.18	0.00	314.18
March		531.04	0.00	531.04		78.69	0.00	91.81		452.35	0.00	452.35
April		449.33	0.00	449.33		91.81	0.00	0.00		357.52	0.00	357.52
May		285.94	0.00	285.94		196.73	0.00	39.35		89.21	0.00	89.21
June				0.00		183.62	0.00	0.00		(183.62)	0.00	(183.62)
July				0.00		170.50	0.00	26.23		(170.50)	0.00	(170.50)
August				0.00		103.07	0.00	65.58		(103.07)	0.00	(103.07)
September				0.00		249.20	0.00	144.27		(249.20)	0.00	(249.20)
October				0.00		275.42	0.00	52.46		(275.42)	0.00	(275.42)
November				0.00		290.75	0.00	118.04		(290.75)	0.00	(290.75)
December				0.00		187.06	0.00	91.81		(187.06)	0.00	(187.06)
								0.00	0.00	0.00	0.00	0.00
	<u>185,021.20</u>	<u>1,960.74</u>	<u>0.00</u>	<u>1,960.74</u>	<u>178,178.00</u>	#####	<u>0.00</u>	<u>655.78</u>	<u>6,843.20</u>	<u>(62.84)</u>	<u>0.00</u>	<u>(62.84)</u>
Department Head: Linda Beckering												
Number of Employees: 2 2												
Total thru May	<u>77,092.17</u>	<u>1,960.74</u>	<u>0.00</u>	<u>1,960.74</u>	<u>74,240.83</u>	<u>563.96</u>	<u>0.00</u>	<u>157.39</u>	<u>2,851.33</u>	<u>1,396.78</u>	<u>0.00</u>	<u>1,396.78</u>
% Change									<u>3.84%</u>	<u>247.67%</u>	<u>0.00%</u>	<u>887.46%</u>

* Note that Annual Salary has been ratably adjusted to 5 months.

Passaic Valley Water Commission
Overtime Analysis - Accounting Department
12/31/2014

	2014				2013				Variance			
	<u>Annual Salary</u>	<u>OT</u>	<u>DT</u>	<u>OT/DT Total</u>	<u>Annual Salary</u>	<u>OT</u>	<u>DT</u>	<u>OT/DT Total</u>	<u>Annual Salary</u>	<u>OT</u>	<u>DT</u>	<u>OT/DT Total</u>
January	551,096.00	4,111.83	0.00	4,111.83	526,107.40	2,007.13	0.00	970.32	24,988.60	2,104.70	0.00	2,104.70
February		3,051.94	0.00	3,051.94		1,559.26	0.00	568.73		1,492.68	0.00	1,492.68
March		3,463.41	0.00	3,463.41		4,308.10	751.41	2,396.92		(844.69)	(751.41)	(1,596.10)
April		4,160.33	0.00	4,160.33		1,982.43	60.17	1,779.41		2,177.90	(60.17)	2,117.73
May		5,476.00	0.00	5,476.00		1,936.78	0.00	897.76		3,539.22	0.00	3,539.22
June				0.00		1,777.39	0.00	626.72		(1,777.39)	0.00	(1,777.39)
July				0.00		2,325.46	0.00	1,196.60		(2,325.46)	0.00	(2,325.46)
August				0.00		3,842.02	0.00	2,171.17		(3,842.02)	0.00	(3,842.02)
September				0.00		1,511.00	0.00	1,218.26		(1,511.00)	0.00	(1,511.00)
October				0.00		2,396.51	0.00	1,179.60		(2,396.51)	0.00	(2,396.51)
November				0.00		1,966.54	0.00	836.96		(1,966.54)	0.00	(1,966.54)
December				0.00		1,772.70	0.00	1,487.55		(1,772.70)	0.00	(1,772.70)
						0.00		0.00		0.00	0.00	0.00
	<u>551,096.00</u>	<u>20,263.51</u>	<u>0.00</u>	<u>20,263.51</u>	<u>526,107.40</u>	<u>27,385.32</u>	<u>811.58</u>	<u>15,330.00</u>	<u>24,988.60</u>	<u>(7,121.81)</u>	<u>(811.58)</u>	<u>(7,933.39)</u>
<div> <div>Department Head: Yitzchak Weiss</div> <div> Number of Employees: 7 <div>8</div> </div> </div>												
(Billing dept was moved into Accounting)												
Total thru May	<u>229,623.33</u>	<u>20,263.51</u>	<u>0.00</u>	<u>20,263.51</u>	<u>219,211.42</u>	<u>11,793.70</u>	<u>811.58</u>	<u>6,613.14</u>	<u>10,411.92</u>	<u>8,469.81</u>	<u>(811.58)</u>	<u>7,658.23</u>
% Change									<u>4.75%</u>	<u>71.82%</u>	<u>(100.00%)</u>	<u>115.80%</u>

* Note that Annual Salary has been ratably adjusted to 5 months.

Passaic Valley Water Commission
Overtime Analysis - Commercial Department
12/31/2014

	2014				2013				Variance			
	<u>Annual Salary</u>	<u>OT</u>	<u>DT</u>	<u>OT/DT Total</u>	<u>Annual Salary</u>	<u>OT</u>	<u>DT</u>	<u>OT/DT Total</u>	<u>Annual Salary</u>	<u>OT</u>	<u>DT</u>	<u>OT/DT Total</u>
January	633,269.00	5,519.05	0.00	5,519.05	629,137.60	3,539.32	0.00	2,867.34	4,131.40	1,979.73	0.00	1,979.73
February		4,835.83	0.00	4,835.83		3,918.88	0.00	2,520.01		916.95	0.00	916.95
March		5,078.55	0.00	5,078.55		3,467.32	691.31	3,723.10		1,611.23	(691.31)	919.92
April		6,170.51	0.00	6,170.51		2,240.04	55.73	2,884.11		3,930.47	(55.73)	3,874.74
May		8,988.12	0.00	8,988.12		2,253.69	0.00	1,657.56		6,734.43	0.00	6,734.43
June				0.00		2,424.80	0.00	1,322.65		(2,424.80)	0.00	(2,424.80)
July				0.00		2,102.30	0.00	2,169.44		(2,102.30)	0.00	(2,102.30)
August				0.00		4,938.32	0.00	2,725.14		(4,938.32)	0.00	(4,938.32)
September				0.00		2,968.93	0.00	3,077.19		(2,968.93)	0.00	(2,968.93)
October				0.00		3,311.71	0.00	2,396.68		(3,311.71)	0.00	(3,311.71)
November				0.00		3,549.25	0.00	2,399.48		(3,549.25)	0.00	(3,549.25)
December				0.00		2,667.32	0.00	2,535.62		(2,667.32)	0.00	(2,667.32)
								0.00	0.00	0.00	0.00	0.00
	<u>633,269.00</u>	<u>30,592.06</u>	<u>0.00</u>	<u>30,592.06</u>	<u>629,137.60</u>	<u>37,381.88</u>	<u>747.04</u>	<u>30,278.32</u>	<u>4,131.40</u>	<u>(6,789.82)</u>	<u>(747.04)</u>	<u>(7,536.86)</u>
Department Head: James Gallagher (acting)												
Number of Employees:	12				13							
(Billing dept was moved into Accounting)												
Total thru May	<u>263,862.08</u>	<u>30,592.06</u>	<u>0.00</u>	<u>30,592.06</u>	<u>262,140.67</u>	<u>15,419.25</u>	<u>747.04</u>	<u>13,652.12</u>	<u>1,721.42</u>	<u>15,172.81</u>	<u>(747.04)</u>	<u>14,425.77</u>
% Change									0.66%	98.40%	(100.00%)	105.67%

* Note that Annual Salary has been ratably adjusted to 5 months.

Passaic Valley Water Commission
Overtime Analysis - Personnel Department
12/31/2014

	2014				2013				Variance			
	<u>Annual Salary</u>	<u>OT</u>	<u>DT</u>	<u>OT/DT Total</u>	<u>Annual Salary</u>	<u>OT</u>	<u>DT</u>	<u>OT/DT Total</u>	<u>Annual Salary</u>	<u>OT</u>	<u>DT</u>	<u>OT/DT Total</u>
January	383,910.80	187.68	0.00	187.68	369,707.00	136.27	0.00	117.87	14,203.80	51.41	0.00	51.41
February		154.77	0.00	154.77		124.42	0.00	27.28		30.35	0.00	30.35
March		110.56	0.00	110.56		122.91	0.00	47.05		(12.35)	0.00	(12.35)
April		221.11	0.00	221.11		31.94	0.00	104.20		189.17	0.00	189.17
May		829.79	0.00	829.79		76.89	0.00	127.77		752.90	0.00	752.90
June				0.00		21.29	0.00	54.56		(21.29)	0.00	(21.29)
July				0.00		34.30	0.00	21.29		(34.30)	0.00	(34.30)
August				0.00		126.02	0.00	89.49		(126.02)	0.00	(126.02)
September				0.00		127.77	0.00	34.93		(127.77)	0.00	(127.77)
October				0.00		55.60	0.00	21.29		(55.60)	0.00	(55.60)
November				0.00		85.99	0.00	19.55		(85.99)	0.00	(85.99)
December				0.00		54.24	0.00	93.96		(54.24)	0.00	(54.24)
								0.00	0.00	0.00	0.00	0.00
	<u>383,910.80</u>	<u>1,503.91</u>	<u>0.00</u>	<u>1,503.91</u>	<u>369,707.00</u>	<u>997.64</u>	<u>0.00</u>	<u>759.24</u>	<u>14,203.80</u>	<u>506.27</u>	<u>0.00</u>	<u>506.27</u>
Department Head: James Gallagher												
Number of Employees:		5			5							
Total thru May	<u>159,962.83</u>	<u>1,503.91</u>	<u>0.00</u>	<u>1,503.91</u>	<u>154,044.58</u>	<u>492.43</u>	<u>0.00</u>	<u>424.17</u>	<u>5,918.25</u>	<u>1,011.48</u>	<u>0.00</u>	<u>1,011.48</u>
% Change									<u>3.84%</u>	<u>205.41%</u>	<u>0.00%</u>	<u>238.46%</u>

* Note that Annual Salary has been ratably adjusted to 5 months.

Passaic Valley Water Commission
Overtime Analysis - Purification Department
12/31/2014

	2014				2013				Variance			
	<u>Annual Salary</u>	<u>OT</u>	<u>DT</u>	<u>OT/DT Total</u>	<u>Annual Salary</u>	<u>OT</u>	<u>DT</u>	<u>OT/DT Total</u>	<u>Annual Salary</u>	<u>OT</u>	<u>DT</u>	<u>OT/DT Total</u>
January	880,193.60	18,664.20	0.00	18,664.20	788,382.40	11,791.93	2,909.34	13,968.34	91,811.20	6,872.27	(2,909.34)	3,962.93
February		13,937.15	0.00	13,937.15		7,983.95	1,351.99	12,558.71		5,953.20	(1,351.99)	4,601.21
March		14,506.83	0.00	14,506.83		6,892.48	3,848.22	23,278.64		7,614.35	(3,848.22)	3,766.13
April		13,645.22	0.00	13,645.22		7,461.27	4,653.19	17,724.62		6,183.95	(4,653.19)	1,530.76
May		12,959.45	0.00	12,959.45		11,792.96	9,971.23	19,725.08		1,166.49	(9,971.23)	(8,804.74)
June				0.00		10,285.44	7,192.41	16,603.43		(10,285.44)	(7,192.41)	(17,477.85)
July				0.00		10,006.21	7,228.15	14,933.72		(10,006.21)	(7,228.15)	(17,234.36)
August				0.00		11,621.00	5,589.03	24,170.22		(11,621.00)	(5,589.03)	(17,210.03)
September				0.00		6,942.00	8,767.13	9,069.18		(6,942.00)	(8,767.13)	(15,709.13)
October				0.00		7,113.26	2,795.39	10,872.77		(7,113.26)	(2,795.39)	(9,908.65)
November				0.00		9,952.84	5,745.89	12,993.73		(9,952.84)	(5,745.89)	(15,698.73)
December				0.00		15,084.80	0.00	8,043.77		(15,084.80)	0.00	(15,084.80)
						0.00		0.00		0.00	0.00	0.00
	<u>880,193.60</u>	<u>73,712.85</u>	<u>0.00</u>	<u>73,712.85</u>	<u>788,382.40</u>	<u>116,928.14</u>	<u>60,051.97</u>	<u>183,942.21</u>	<u>91,811.20</u>	<u>(43,215.29)</u>	<u>(60,051.97)</u>	<u>(103,267.26)</u>
<div> <div>Department Head: Richard Gullick</div> <div>Number of Employees: 14</div> </div> <div>13</div>												
Total thru May	<u>366,747.33</u>	<u>73,712.85</u>	<u>0.00</u>	<u>73,712.85</u>	<u>328,492.67</u>	<u>45,922.59</u>	<u>22,733.97</u>	<u>87,255.39</u>	<u>38,254.67</u>	<u>27,790.26</u>	<u>(22,733.97)</u>	<u>5,056.29</u>
% Change									<u>11.65%</u>	<u>60.52%</u>	<u>(100.00%)</u>	<u>5.79%</u>

* Note that Annual Salary has been ratably adjusted to 5 months.

Passaic Valley Water Commission
 Overtime Analysis - Pumping Department
 12/31/2014

	2014				2013				Variance			
	<u>Annual Salary</u>	<u>OT</u>	<u>DT</u>	<u>OT/DT Total</u>	<u>Annual Salary</u>	<u>OT</u>	<u>DT</u>	<u>OT/DT Total</u>	<u>Annual Salary</u>	<u>OT</u>	<u>DT</u>	<u>OT/DT Total</u>
January	861,122.60	18,985.87	0.00	18,985.87	691,657.20	11,225.66	5,234.32	7,333.18	169,465.40	7,760.21	(5,234.32)	2,525.89
February		8,637.46	0.00	8,637.46		7,699.62	2,855.40	9,915.52		937.84	(2,855.40)	(1,917.56)
March		6,320.37	0.00	6,320.37		6,235.02	3,248.21	11,941.78		85.35	(3,248.21)	(3,162.86)
April		7,516.26	0.00	7,516.26		5,736.11	2,296.01	14,114.74		1,780.15	(2,296.01)	(515.86)
May		8,737.17	0.00	8,737.17		7,464.99	8,113.07	18,426.36		1,272.18	(8,113.07)	(6,840.89)
June				0.00		7,257.28	4,298.58	17,229.99		(7,257.28)	(4,298.58)	(11,555.86)
July				0.00		7,519.29	3,562.95	20,796.24		(7,519.29)	(3,562.95)	(11,082.24)
August				0.00		21,727.90	15,401.93	27,461.73		(21,727.90)	(15,401.93)	(37,129.83)
September				0.00		8,375.63	10,157.94	18,769.43		(8,375.63)	(10,157.94)	(18,533.57)
October				0.00		15,597.85	10,956.99	21,129.99		(15,597.85)	(10,956.99)	(26,554.84)
November				0.00		14,562.32	11,647.21	21,743.40		(14,562.32)	(11,647.21)	(26,209.53)
December				0.00		19,114.78	0.00	13,720.98		(19,114.78)	0.00	(19,114.78)
								0.00	0.00	0.00	0.00	0.00
	<u>861,122.60</u>	<u>50,197.13</u>	<u>0.00</u>	<u>50,197.13</u>	<u>691,657.20</u>	<u>132,516.45</u>	<u>77,772.61</u>	<u>202,583.34</u>	<u>169,465.40</u>	<u>(82,319.32)</u>	<u>(77,772.61)</u>	<u>(160,091.93)</u>
Department Head: Michael Ciolino/Kevin Byrne Number of Employees: 15 12												
Total thru May	<u>358,801.08</u>	<u>50,197.13</u>	<u>0.00</u>	<u>50,197.13</u>	<u>288,190.50</u>	<u>38,361.40</u>	<u>21,747.01</u>	<u>61,731.58</u>	<u>70,610.58</u>	<u>11,835.73</u>	<u>(21,747.01)</u>	<u>(9,911.28)</u>
% Change									<u>24.50%</u>	<u>30.85%</u>	<u>(100.00%)</u>	<u>(16.06%)</u>

* Note that Annual Salary has been ratably adjusted to 5 months.

Passaic Valley Water Commission
Overtime Analysis - Maintenance Department
12/31/2014

	2014				2013				Variance			
	<u>Annual Salary</u>	<u>OT</u>	<u>DT</u>	<u>OT/DT Total</u>	<u>Annual Salary</u>	<u>OT</u>	<u>DT</u>	<u>OT/DT Total</u>	<u>Annual Salary</u>	<u>OT</u>	<u>DT</u>	<u>OT/DT Total</u>
January	2,757,359.80	24,952.16	0.00	24,952.16	2,693,295.80	21,223.01	4,545.24	14,733.05	64,064.00	3,729.15	(4,545.24)	(816.09)
February		36,159.81	0.00	36,159.81		16,623.87	43.33	27,804.20		19,535.94	(43.33)	19,492.61
March		7,611.94	0.00	7,611.94		16,740.37	0.00	6,379.84		(9,128.43)	0.00	(9,128.43)
April		8,563.49	0.00	8,563.49		13,345.09	244.16	6,655.08		(4,781.60)	(244.16)	(5,025.76)
May		4,921.25	0.00	4,921.25		13,988.60	0.00	11,833.34		(9,067.35)	0.00	(9,067.35)
June				0.00		4,977.28	231.10	6,675.10		(4,977.28)	(231.10)	(5,208.38)
July				0.00		3,225.13	0.00	8,639.63		(3,225.13)	0.00	(3,225.13)
August				0.00		7,378.55	1,126.96	14,481.33		(7,378.55)	(1,126.96)	(8,505.51)
September				0.00		5,365.00	1,453.30	6,249.27		(5,365.00)	(1,453.30)	(6,818.30)
October				0.00		18,948.02	1,164.15	7,032.55		(18,948.02)	(1,164.15)	(20,112.17)
November				0.00		20,766.84	1,020.50	42,533.53		(20,766.84)	(1,020.50)	(21,787.34)
December				0.00		10,720.20	0.00	12,721.39		(10,720.20)	0.00	(10,720.20)
		<u>31,794.73</u>	<u>0.00</u>	<u>31,794.73</u>				<u>0.00</u>	<u>0.00</u>	<u>31,794.73</u>	<u>0.00</u>	<u>0.00</u>
	<u>2,757,359.80</u>	<u>114,003.38</u>	<u>0.00</u>	<u>114,003.38</u>	<u>2,693,295.80</u>	<u>153,301.96</u>	<u>9,828.74</u>	<u>165,738.31</u>	<u>64,064.00</u>	<u>(39,298.58)</u>	<u>(9,828.74)</u>	<u>(80,922.05)</u>
<div> <div>Department Head: Michael Marotta</div> <div>Number of Employees: 44</div> </div>												
Total thru May	<u>1,148,899.92</u>	<u>82,208.65</u>	<u>0.00</u>	<u>82,208.65</u>	<u>1,122,206.58</u>	<u>81,920.94</u>	<u>4,832.73</u>	<u>67,405.51</u>	<u>26,693.33</u>	<u>287.71</u>	<u>(4,832.73)</u>	<u>(4,545.02)</u>
% Change									<u>2.38%</u>	<u>0.35%</u>	<u>(100.00%)</u>	<u>(6.74%)</u>

* Note that Annual Salary has been ratably adjusted to 5 months.

Passaic Valley Water Commission
Overtime Analysis - Distribution Department
12/31/2014

	2014				2013				Variance			
	Annual Salary	OT	DT	OT/DT Total	Annual Salary	OT	DT	OT/DT Total	Annual Salary	OT	DT	OT/DT Total
January	3,050,138.00	108,073.57	0.00	108,073.57	2,727,683.40	81,925.93	145,818.77	31,223.90	322,454.60	26,147.64	(145,818.77)	(119,671.13)
February		77,316.47	0.00	77,316.47		54,223.78	14,384.30	42,010.24		23,092.69	(14,384.30)	8,708.39
March		32,838.93	0.00	32,838.93		31,050.67	1,727.39	44,142.75		1,788.26	(1,727.39)	60.87
April		40,214.88	0.00	40,214.88		26,727.56	4,305.49	22,296.24		13,487.32	(4,305.49)	9,181.83
May		32,524.79	0.00	32,524.79		24,195.08	3,651.43	26,359.92		8,329.71	(3,651.43)	4,678.28
June				0.00		31,199.62	1,879.66	33,212.04		(31,199.62)	(1,879.66)	(33,079.28)
July				0.00		25,529.01	2,335.47	36,620.70		(25,529.01)	(2,335.47)	(27,864.48)
August				0.00		41,382.19	6,584.91	42,382.53		(41,382.19)	(6,584.91)	(47,967.10)
September				0.00		31,974.89	1,365.46	27,771.09		(31,974.89)	(1,365.46)	(33,340.35)
October				0.00		24,002.52	1,426.83	33,649.02		(24,002.52)	(1,426.83)	(25,429.35)
November				0.00		26,892.32	2,375.04	59,356.30		(26,892.32)	(2,375.04)	(29,267.36)
December				0.00		31,794.73	0.00	46,540.59		(31,794.73)	0.00	(31,794.73)
								0.00		0.00	0.00	0.00
	<u>3,050,138.00</u>	<u>290,968.64</u>	<u>0.00</u>	<u>290,968.64</u>	<u>2,727,683.40</u>	<u>430,898.30</u>	<u>185,854.75</u>	<u>445,565.32</u>	<u>322,454.60</u>	<u>(139,929.66)</u>	<u>(185,854.75)</u>	<u>(325,784.41)</u>
Department Head: Mark Romain												
Number of Employees: 50 49												
Total thru May	<u>1,270,890.83</u>	<u>290,968.64</u>	<u>0.00</u>	<u>290,968.64</u>	<u>1,136,534.75</u>	<u>218,123.02</u>	<u>169,887.38</u>	<u>166,033.05</u>	<u>134,356.08</u>	<u>72,845.62</u>	<u>(169,887.38)</u>	<u>(97,041.76)</u>
% Change									<u>11.82%</u>	<u>33.40%</u>	<u>(100.00%)</u>	<u>(58.45%)</u>

* Note that Annual Salary has been ratably adjusted to 5 months.

Passaic Valley Water Commission
Overtime Analysis - Laboratory Department
12/31/2014

	2014				2013				Variance			
	<u>Annual Salary</u>	<u>OT</u>	<u>DT</u>	<u>OT/DT Total</u>	<u>Annual Salary</u>	<u>OT</u>	<u>DT</u>	<u>OT/DT Total</u>	<u>Annual Salary</u>	<u>OT</u>	<u>DT</u>	<u>OT/DT Total</u>
January	1,220,437.40	4,648.37	0.00	4,648.37	1,216,105.80	8,093.62	0.00	4,641.05	4,331.60	(3,445.25)	0.00	(3,445.25)
February		6,776.37	0.00	6,776.37		5,421.76	0.00	2,753.77		1,354.61	0.00	1,354.61
March		5,209.14	0.00	5,209.14		8,194.74	0.00	8,988.80		(2,985.60)	0.00	(2,985.60)
April		4,118.12	0.00	4,118.12		7,675.25	99.12	5,137.62		(3,557.13)	(99.12)	(3,656.25)
May		3,318.14	0.00	3,318.14		10,532.08	0.00	7,094.47		(7,213.94)	0.00	(7,213.94)
June				0.00		7,619.67	0.00	9,701.78		(7,619.67)	0.00	(7,619.67)
July				0.00		7,007.70	0.00	6,196.14		(7,007.70)	0.00	(7,007.70)
August				0.00		10,898.05	121.24	7,524.35		(10,898.05)	(121.24)	(11,019.29)
September				0.00		7,742.89	0.00	9,364.95		(7,742.89)	0.00	(7,742.89)
October				0.00		7,998.07	0.00	5,215.04		(7,998.07)	0.00	(7,998.07)
November				0.00		5,606.51	0.00	8,789.53		(5,606.51)	0.00	(5,606.51)
December				0.00		5,676.74	0.00	8,224.09		(5,676.74)	0.00	(5,676.74)
								0.00		0.00	0.00	0.00
	<u>1,220,437.40</u>	<u>24,070.14</u>	<u>0.00</u>	<u>24,070.14</u>	<u>1,216,105.80</u>	<u>92,467.08</u>	<u>220.36</u>	<u>83,631.59</u>	<u>4,331.60</u>	<u>(68,396.94)</u>	<u>(220.36)</u>	<u>(68,617.30)</u>
<div> <div>Department Head: David Pranitis</div> <div>Number of Employees: 17</div> </div> <div>18</div>												
Total thru May	<u>508,515.58</u>	<u>24,070.14</u>	<u>0.00</u>	<u>24,070.14</u>	<u>506,710.75</u>	<u>39,917.45</u>	<u>99.12</u>	<u>28,615.71</u>	<u>1,804.83</u>	<u>(15,847.31)</u>	<u>(99.12)</u>	<u>(15,946.43)</u>
% Change									<u>0.36%</u>	<u>(39.70%)</u>	<u>(100.00%)</u>	<u>(55.73%)</u>

* Note that Annual Salary has been ratably adjusted to 5 months.

Passaic Valley Water Commission
Overtime Analysis - Totals
12/31/2014

	2014				2013				Variance			
	Annual Salary	OT	DT	OT/DT Total	Annual Salary	OT	DT	OT/DT Total	Annual Salary	OT	DT	OT/DT Total
January	11,994,673.60	187,193.10	0.00	187,193.10	11,287,884.40	141,074.92	158,507.67	299,582.59	706,789.20	46,118.18	(158,507.67)	(112,389.49)
February		151,449.70	0.00	151,449.70		97,999.82	18,635.02	116,634.84		53,449.88	(18,635.02)	34,814.86
March		78,811.91	0.00	78,811.91		79,594.79	10,266.54	89,861.33		(782.88)	(10,266.54)	(11,049.42)
April		86,517.22	0.00	86,517.22		66,664.27	11,713.87	78,378.14		19,852.95	(11,713.87)	8,139.08
May		79,778.91	0.00	79,778.91		72,902.10	21,735.73	94,637.83		6,876.81	(21,735.73)	(14,858.92)
June		0.00	0.00	0.00		66,373.97	13,601.75	79,975.72		(66,373.97)	(13,601.75)	(79,975.72)
July		0.00	0.00	0.00		58,992.41	13,126.57	72,118.98		(58,992.41)	(13,126.57)	(72,118.98)
August		0.00	0.00	0.00		103,424.47	28,824.07	132,248.54		(103,424.47)	(28,824.07)	(132,248.54)
September		0.00	0.00	0.00		68,510.29	21,743.83	90,254.12		(68,510.29)	(21,743.83)	(90,254.12)
October		0.00	0.00	0.00		83,493.49	16,343.36	99,836.85		(83,493.49)	(16,343.36)	(99,836.85)
November		0.00	0.00	0.00		86,375.26	20,788.64	107,163.90		(86,375.26)	(20,788.64)	(107,163.90)
December		0.00	0.00	0.00		89,969.21	0.00	89,969.21		(89,969.21)	0.00	(89,969.21)
	<u>11,994,673.60</u>	<u>583,750.84</u>	<u>0.00</u>	<u>583,750.84</u>	<u>11,287,884.40</u>	<u>1,015,375.00</u>	<u>335,287.05</u>	<u>1,350,662.05</u>	<u>706,789.20</u>	<u>(431,624.16)</u>	<u>(335,287.05)</u>	<u>(766,911.21)</u>
Number of Employees:	182				180							
Total thru May	<u>4,997,780.67</u>	<u>583,750.84</u>	<u>0.00</u>	<u>583,750.84</u>	<u>4,703,285.17</u>	<u>458,235.90</u>	<u>220,858.83</u>	<u>679,094.73</u>	<u>294,495.50</u>	<u>125,514.94</u>	<u>(220,858.83)</u>	<u>(95,343.89)</u>
% Change				<u>0.12</u>				<u>0.14</u>	<u>6.26%</u>	<u>27.39%</u>	<u>(100.00%)</u>	<u>(14.04%)</u>

* Note that Annual Salary has been ratably adjusted to 5 months.

Passaic Valley Water Commission
Overtime Hours Analysis
12/31/2014

	<u>Total OT</u>	<u>Exec</u>	<u>Legal</u>	<u>Eng</u>	<u>Purch</u>	<u>Acctg</u>	<u>Comm</u>	<u>Personnel</u>	<u>Purif</u>	<u>Pump</u>	<u>Maint</u>	<u>Dist</u>	<u>Lab</u>
January	4,319.89	-	-	30.25	6.50	85.75	112.16	4.25	436.25	493.50	562.92	2,501.31	87.00
February	3,392.56	-	-	10.75	6.25	65.50	99.46	3.50	336.00	209.75	803.37	1,738.48	119.50
March	1,750.80	47.00	-	13.50	9.75	71.00	104.25	2.50	336.65	150.50	170.92	753.73	91.00
April	1,983.95	-	-	26.50	8.25	87.50	128.54	5.00	318.75	178.00	191.80	967.11	72.50
May	1,789.48	0.50	-	32.50	5.25	115.25	185.82	19.75	308.00	211.50	102.57	747.59	60.75
June	-												
July	-												
August	-												
September	-												
October	-												
November	-												
December	-												
	<u>13,236.68</u>	<u>47.50</u>	<u>-</u>	<u>113.50</u>	<u>36.00</u>	<u>425.00</u>	<u>630.23</u>	<u>35.00</u>	<u>1,735.65</u>	<u>1,243.25</u>	<u>1,831.58</u>	<u>6,708.22</u>	<u>430.75</u>

Resolution on Entering Executive Conference

RESOLUTION #14-79

RESOLUTION OF PASSAIC VALLEY WATER COMMISSION

DATE OF ADOPTION: June 18, 2014

Factual Contents certified to by Louis Amodio, Administrative Secretary. Approved as to Form and Legality on basis of facts set forth by George T. Hanley, General Counsel. Entering Executive Closed Session in accordance with Open Public Meetings Act, R.S. 10:4-6 et seq. Pursuant to the Open Public Meetings Act,

COMMISSIONER: _____ offers the following Resolution for adoption:

WHEREAS, Section 8 of the Open Public Meetings Act, c. 231, P.L. 1975, permits the exclusion of the public from a meeting in certain circumstances: and

WHEREAS, the public body is of the opinion that such circumstances presently exist:

NOW, THEREFORE, BE IT RESOLVED, by the Commissioners of Passaic Valley Water Commission:

1. The public shall be excluded from discussion of the hereinafter specified subject Matters; the general nature of the subject matters being: Financial, Insurance, Personnel, Contracts, Negotiations, Security, and Law: LAW: Summary Aging Reports North Arlington v PVWC
PERSONNEL: Correction: Kenneth Mamary- Assistant Water Treatment Plant Operator/TA, **Promotion:** Jo-Ann Browne-Senior Laboratory Tech-Water Analysis, Charles Poyssick-Laboratory Tech-Water Analysis. **Appointments:** Melvin Rivera-Senior Drafting Tech, Ignazio Iurrato-Plumber, Mayer Rosenberg-Senior Electrician. Richard Zangoglia-Building Superintendent **Annual Summer Help/Intern Programs ADMINISTRATION:** NJ-DEP Letter –Amended Administrative Consent Order-3 Month Extension.
And any other matters as may be discussed *in camera*.
2. It is anticipated at this time that the above-stated subject matter will be ratified During public meeting following or as soon thereafter as the reason for discussion no Longer exists.
3. This Resolution shall take effect immediately.

Second by **COMMISSIONER:** _____ **AYES:** **ABSENT:** **Time:** .

RECORD OF COMMISSION VOTE ON FINAL PASSAGE

	AYE	NAY	ABSTAIN	ABSENT
ROBERT VANNOY	_____	_____	_____	_____
RIGO SANCHEZ	_____	_____	_____	_____
JEFFREY LEVINE	_____	_____	_____	_____
CHRYSTAL CLEAVES	_____	_____	_____	_____
MENACHEM BAZIAN	_____	_____	_____	_____
THOMAS P. DE VITA	_____	_____	_____	_____
GLORIA KOLODZIEJ	_____	_____	_____	_____

PRESIDENT
Gloria Kolodziej

SECRETARY
Menachem Bazian

CERTIFICATION

I, LOUIS AMODIO, Administrative Secretary of the Passaic Valley Water Commission in the County of Passaic, and the State of New Jersey do hereby certify that the foregoing Resolution is a true copy of a legal quorum of the Original Resolution duly passed and adopted by a majority of the full membership of the Passaic Valley Water Commission at its meeting of June 18, 2014.

LOUIS AMODIO
Administrative Secretary

RESOLUTION(S)

**RESOLUTION 14-
PASSAIC VALLEY WATER COMMISSION**

**Resolution Authorizing an Indemnification and Hold Harmless Agreement with
the City of Paterson Police Department for Use of PVWC's Point View Reservoir**

DATE OF ADOPTION: JUNE 24, 2014

Approved as to form and legality by the Law Department on the basis of facts and circumstances set forth by the Executive Director and Director of Engineering, as applicable.

Introduced by Commissioner: _____

Seconded by Commissioner: _____

WHEREAS, the City of Paterson Police Department (the "CITY OF PATERSON") and the Passaic Valley Water Commission ("PVWC") are desirous of entering into an Indemnification and Hold Harmless Agreement for use of the Point View Reservoir located at Berdan Avenue in Wayne, N.J. for certain limited purposes as set forth in a form of agreement (the "Agreement"), a form of which is attached hereto and made apart hereof as Exhibit A; and

WHEREAS, the Agreement has been reviewed and found to be acceptable by the Executive Director and the Director of Engineering, and a memorandum dated June 18, 2014 to that effect is attached hereto and made a part hereof, and PVWC's General Counsel has approved the Agreement (as to form and legality); and

WHEREAS, PVWC and the CITY OF PATERSON have agreed to enter into the Agreement for the CITY OF PATERSON POLICE DEPARTMENT to use the Point View Reservoir site for the purpose, or purposes, as set forth in the Agreement; and

WHEREAS, it is in the best interests of PVWC, its users and constituent municipalities for PVWC to enter into the Agreement;

NOW, THEREFORE, BE IT RESOLVED, by Passaic Valley Water Commission, in the County of Passaic, New Jersey:

1. That the Commission hereby authorizes and approves the Agreement between PVWC and the CITY OF PATERSON.

2. That appropriate officials of PVWC are hereby authorized and directed to perform such acts and execute such documents as are necessary to implement the terms and intentions of this Resolution and the submissions provided in connection therewith, all as set forth hereinabove.

RECORD OF COMMISSION VOTE ON FINAL PASSAGE

	AYE	NAY	ABSTAIN	ABSENT
LEVINE J.	—	—	—	—
GRADDY, R.	—	—	—	—
SANCHEZ, R.	—	—	—	—
CLEAVES, C.	—	—	—	—
BAZIAN, M.	—	—	—	—
DE VITA, T.	—	—	—	—
KOLODZIEJ, G.	—	—	—	—

Adopted at a meeting of Passaic Valley Water Commission.

GLORIA KOLODZIEJ
President

MENACHEM BAZIAN
Secretary

This Resolution, when adopted, must remain in the custody of the Administrative Secretary.

CERTIFICATION

I, LOUIS AMODIO, Administrative Secretary of the Passaic Valley Water Commission in the County of Passaic, and the State of New Jersey do hereby certify that the foregoing Resolution is a true copy of the Original Resolution duly passed and adopted by a majority of the full membership of the Passaic Valley Water Commission at its meeting of June 24, 2014.

LOUIS AMODIO
Administrative Secretary

PASSAIC VALLEY WATER COMMISSION

**Indemnification and Hold Harmless Agreement
with the Passaic County police Academy for Use of PVWC's Point View Reservoir Site**

EXHIBIT A



PASSAIC VALLEY WATER COMMISSION

INDEMNIFICATION AND HOLD HARMLESS AGREEMENT

This Indemnification and Hold Harmless Agreement (the "AGREEMENT") between PASSAIC VALLEY WATER COMMISSION, "Indemnatee" (hereinafter "PVWC") having offices at 1525 Main Avenue, Clifton, New Jersey 07011, (the "Premises") and THE CITY OF PATERSON POLICE DEPARTMENT having offices at 155 Market Street, Paterson, New Jersey 07509, hereinafter the "Indemnitor" ("City of Paterson Police Department").

WHEREAS, the Indemnitor including any certain agencies, agents, departments, entities and/or individuals acting at its direction, on its behalf and for its benefit (on whose behalf Indemnitor acts, including the City of Paterson desire), to conduct In-service Training, on the following day: Thursday, July 3, 2014 during the hours of 9:00 a.m. to 4:30 p.m.; and

WHEREAS, the Indemnitor is desirous of utilizing certain facilities owned and operated by PVWC (Point View Reservoir) and located on Berdan Ave., Wayne, N.J. 07470 in connection with said activities; and

WHEREAS, PVWC is amenable to permitting, the Indemnitor to use its facility located on Berdan Ave, Wayne, N.J. 07470 for said purposes on such dates and under such circumstances and conditions as are set forth herein:

NOW, THEREFORE, in consideration of the recitals, the mutual promises and covenants herein and other good and valuable consideration, the receipt and sufficiency of which is hereby acknowledged, the parties hereto agree as follows:

The Indemnitor, on behalf of its officers, agents, employees and affiliated agencies, hereby acknowledges, recognizes and agrees that PVWC shall not be responsible for the loss or damage to property or injury to or death of persons occurring in connection with or arising out of the proposed activities to be conducted in or about or in connection with the premises or otherwise, by reason of any existing or future condition, defect, matter or thing in said premises or for the acts, omission or negligence of any persons or entities including any equipment, fixture apparatus or facilities in connection with or related to said activities. The Indemnitor, agrees to hold PVWC harmless, indemnify and save PVWC from any and all claims and liability for losses of or damage to property or injuries to or death of any persons or entities in connection with its use of the Premises or in connection with , or



PASSAIC VALLEY WATER COMMISSION

arising out of said activities, including, but not limited to the obligation to defend PVWC in which case PVWC reserves the right to select its own Counsel for which expenses and fees "City of Paterson and it's Police Department" should be liable along with any other costs, fees, or expenses or consequential damages which arise out of the activities and circumstances contemplated or arising out of or caused by this Agreement. All insurance policies or self-insured retentions required hereunder shall include PVWC as an additional insured as respects the acts of the Indemnitor, such coverage shall be primary and written evidence of same shall be provided to PVWC prior to commencement of any activities by providing an insurance endorsement at or about PVWC facility located at 1525 Main Ave., Clifton, N.J. 07011 as contemplated hereunder.

Attest:
(Seal)

City of Paterson

Secretary/Clerk

Authorized Officer

Attest:
(Seal)

PASSAIC VALLEY WATER COMMISSION

Louis Amodio, Admin. Secretary

By _____
Gloria Kolodziej, President



PATERSON

POLICE



Dear President Gloria Kolodziej,

The Paterson Police Department is respectfully requesting permission to utilize the PVWC Point View Reservoir location. We will be conducting an in-service course on vehicle operations on July 3, 2014 between the hours of 830am 430pm. Any consideration would be greatly appreciated.

Thank you advance,

Sgt. David Scialla #3555

Paterson Police Dept.

Communication Division

Sgt. David Scialla

Cell 973-464-4531

**PASSAIC VALLEY WATER COMMISSION
INTER-OFFICE MEMORANDUM**

DATE: June 18, 2014

TO: Hon. Commissioners

FROM: J. Bella
J. Duprey

CC: L. Amodio
G. Hanley

SUBJECT: PVWC and the City of Paterson Police Department Indemnification and Hold Harmless Agreement (the "Agreement")

PVWC and the Paterson Police Department are desirous of entering into the Agreement for certain limited purposes as set forth in the attached copy of the Form of Agreement, and the same has been found to be acceptable from a technical and administrative perspective.

Therefore, based on the above (and subject to review and approval by the Law Department), it is recommended that the Commission approve the Agreement.

551796_1

NEW BUSINESS

**Passaic Valley Water Commission
Office of the Comptroller/CFO
Summary of Disbursements
For the Meeting of June 18, 2014**

<u>Account Name</u>	<u>Bank #</u>	<u>Total</u>
Operating Fund	00	1,563,433.53
		841,755.78
Payroll Tax Acct	02	14,164.82
		-
Cashier Acct	03	18,274.95
		-
Self Insurance Acct	04	1,105.97
		844.95
Zero Balance Acct	55	1,922,527.62
		-
Cigna Acct	09	-
		-
Cigna Acct	13	451,576.08
		-
Net Payroll		322,790.89
		305,264.26
		-
Total Disbursements:		<u>5,441,738.85</u>

* SEE ATTACHMENTS

It is hereby certified that the above disbursements are in line with established regulations and that there are appropriation balances to cover these payments.


Comptroller/CFO

The above disbursements are hereby recommended for payment.

Treasurer

It is hereby certified that the above disbursements are approved by the Board of Commissioners at the meeting held June 18, 2014

Adm. Secretary

Passaic Valley Water Commission
Office of the Comptroller/CFO
Detail of Disbursements
For the Meeting of June 18, 2014

<u>Check/Wire #</u>	<u>Vendor</u>	<u>Date</u>	<u>Amount</u>	<u>Bank</u>
204440	NJ DEPT. OF TRANSPORTATION	5/14/2014	150.00	00
204441	TREASURER, STATE OF NEW JERSEY	5/14/2014	12,000.00	00
204442	HUDSON ESX PASSC SOIL C DIST	5/14/2014	1,325.00	00
204443	NJ DEPT. OF TRANSPORTATION	5/14/2014	400.00	00
204444	NATIONAL SAFETY COUNCIL	5/15/2014	1,195.00	00
204445	NEOPOST, INC.	5/15/2014	4,000.00	00
204446	POSTMASTER NIAGARA FALLS	5/20/2014	30,000.00	00
204447	ACCURATE WASTE REMOVAL SVCS, I	5/23/2014	79,162.50	00
204448	AIRGAS USA, LLC	5/23/2014	1,691.76	00
204449	APPLIED ANALYTICS INC	5/23/2014	5,704.96	00
204450	FISHER SCIENTIFIC	5/23/2014	131.20	00
204451	ROBERT E LIGHT	5/23/2014	975.00	00
204452	NEW JERSEY LAW JOURNAL	5/23/2014	197.95	00
204453	NEWAGE PAINTING CORPORATION	5/23/2014	4,500.00	00
204454	NJICLE	5/23/2014	136.00	00
204455	THERMO ELECTRON NORTH AMERICA	5/23/2014	498.15	00
204456	ADVANCE FIRE PROOF DOOR SVC	5/23/2014	507.69	00
204457	ADVANTECH CORPORATION	5/23/2014	750.00	00
204458	GRAPHIC CONTROLS LLC	5/27/2014	1,265.43	00
204459	KEMIRA WATER SOLUTIONS, INC.	5/27/2014	15,359.25	00
204460	UNIVAR USA INC	5/27/2014	45,873.14	00
204461	ROCCO CAMMALLERI	5/29/2014	-	00
204462	NJ UTILITIES AUTH. JOINT INS.	5/29/2014	267,820.34	00
204463	JOHN KELLY	5/29/2014	1,446.85	00
204464	ADVANCED UTILITY SYSTEMS	5/30/2014	16,963.86	00
204465	AWWA	5/30/2014	400.00	00
204466	CITY OF CLIFTON	5/30/2014	7,892.50	00
204467	CITY OF PASSAIC	5/30/2014	3,275.00	00

204468 CITY OF PATERSON	5/30/2014	5,760.00	00
204469 DELTA DENTAL PLAN OF NJ, INC	5/30/2014	12,029.10	00
204470 ENVIRONMENTAL RESOURCE ASSOC	5/30/2014	2,825.64	00
204471 FERRARO CONSTRUCTION CORPORATI	5/30/2014	42,255.25	00
204472 FLAGSHIP DENTAL PLANS	5/30/2014	328.06	00
204473 IMMEDICENTER	5/30/2014	349.00	00
204474 JCI JONES CHEMICALS, INC.	5/30/2014	15,382.53	00
204475 JCP&L	5/30/2014	1,108.62	00
204476 KEMIRA WATER SOLUTIONS, INC.	5/30/2014	14,914.80	00
204477 MONTCLAIR WATER BUREAU	5/30/2014	1,077.60	00
204478 NEOPOST, INC.	5/30/2014	1,000.00	00
204479 NJSCPA	5/30/2014	315.00	00
204480 NORTH ARLINGTON	5/30/2014	1,375.00	00
204481 MICHAEL J. O'BRIEN	5/30/2014	18.00	00
204482 PASSAIC COUNTY ROAD DEPARTMENT	5/30/2014	3,050.00	00
204483 PSE&G	5/30/2014	1,397.37	00
204484 PUBLIC SERVICE ELECTRIC & GAS	5/30/2014	10,000.00	00
204485 RACHLES MICHELES MOTOR OIL CO	5/30/2014	6,153.54	00
204486 UNITED PARCEL SERVICE	5/30/2014	-	00
204487 UNITED PARCEL SERVICE	5/30/2014	2,618.19	00
204488 UNIVAR USA INC	5/30/2014	6,937.45	00
204489 LINCOLN FINANCIAL GROUP	5/30/2014	325.92	00
204490 MODERN GROUP LTD	5/30/2014	99,476.00	00
204491 WALLINGTON PLUMBING SUPPLY, IN	5/30/2014	1,142.54	00
204492 PASSAIC VALLEY SEWERAGE COMM	6/4/2014	750.00	00
204493 GE INFRASTRUCTURE SENSING	6/6/2014	1,107.24	00
204494 ALARMAX DISTRIBUTORS, INC.	6/9/2014	137.98	00
204495 PATERSON STAMP DIVISION	6/9/2014	154.20	00
204496 SCP SCIENCE	6/9/2014	498.14	00
204497 ANNA LUCIANIN PETTY CASH CTD	6/10/2014	879.45	00
204498 GAETA RECYCLING COMPANY	6/10/2014	2,666.55	00
204499 POSTMASTER NIAGARA FALLS	6/10/2014	30,000.00	00
204500 CABLEVISION	6/10/2014	80.67	00
204501 CH2M HILL	6/10/2014	181,762.52	00
204502 CHLIC	6/10/2014	100,334.17	00

204503 CITY OF PATERSON	6/10/2014	6,675.00	00
204504 CONSTELLATION NEW ENERGY, INC.	6/10/2014	249,859.41	00
204505 HESS CORPORATION	6/10/2014	10,082.38	00
204506 IMMEDICENTER	6/10/2014	603.00	00
204507 JCI JONES CHEMICALS, INC.	6/10/2014	19,034.03	00
204508 JCP&L	6/10/2014	408.74	00
204509 KEMIRA WATER SOLUTIONS, INC.	6/10/2014	-	00
204510 KEMIRA WATER SOLUTIONS, INC.	6/10/2014	55,711.59	00
204511 KRYSTLE MORALES	6/10/2014	30.00	00
204512 NALCO CHEMICAL COMPANY	6/10/2014	1,900.00	00
204513 NJICLE	6/10/2014	279.00	00
204514 PSE&G	6/10/2014	590.87	00
204515 RACHLES MICHELES MOTOR OIL CO	6/10/2014	5,628.74	00
204516 REIVAX CONTRACTING CORPORATION	6/10/2014	140,753.75	00
204517 ROCKLAND ELECTRIC CO	6/10/2014	498.60	00
204518 SHANNON CHEMICAL CORPORATION	6/10/2014	3,774.25	00
204519 VERIZON	6/10/2014	11,873.36	00
204520 VERIZON BUSINESS	6/10/2014	3,492.70	00
204521 VERIZON WIRELESS	6/10/2014	406.00	00
		-	00
		<u>1,563,433.53</u>	
203940 AFLAC NEW YORK	5/22/2014	12.25	02
203941 COLONIAL SUPPLEMENTAL INSURANC	5/22/2014	56.34	02
203942 CWA LOCAL 1032	5/22/2014	7,156.68	02
203943 CWA LOCAL 1032	5/22/2014	1,478.85	02
203944 RELIASTAR BANKERS SEC.LIFE INS	5/22/2014	141.21	02
203945 PRUDENTIAL RETIREMENT	5/27/2014	196.16	02
203946 AFLAC	5/29/2014	5,111.08	02
203947 AFLAC NEW YORK	6/6/2014	12.25	02
		-	02
		<u>14,164.82</u>	
109197 SPINELLA, GIOVANNA	5/14/2014	312.43	03

109198 SPINELLA,GIOVANNA	5/14/2014	946.73	03
109199 MAJKA, THERESA	5/21/2014	2,111.21	03
109200 MAZUR,DINKA	5/21/2014	355.66	03
109201 PASCALI, CHERYL	5/21/2014	620.64	03
109202 SHEDLOCK, VALERIE	5/21/2014	709.45	03
109203 SOKOLOWSKI, JANE	5/21/2014	263.52	03
109204 HELD, CAROL	5/23/2014	469.36	03
109205 LAFORGIA, GARY	5/23/2014	357.11	03
109206 BERGER, MRS. EDITH	5/29/2014	299.70	03
109207 ACOCCELLA AUTOMOTIVE GROUP CORP	5/30/2014	232.61	03
109208 DUKES, CLARENCE	5/30/2014	520.44	03
109209 FERRERIA & CRISDEL JV	5/30/2014	25.89	03
109210 GRANATELL, PAUL	5/30/2014	32.95	03
109211 JHDS LLC	5/30/2014	246.70	03
109212 MAD RIVER DEVELOPMENT	5/30/2014	232.02	03
109213 NJ HOME OWNERSHIP SOLUTIONS	5/30/2014	115.49	03
109214 PASSAIC HEAD START	5/30/2014	153.34	03
109215 PREZIOSI, EMIL	5/30/2014	31.00	03
109216 RODRIGUEZ, PROVIDENCIA	5/30/2014	175.54	03
109217 74 PEROTE AVE LLC	5/30/2014	231.14	03
109218 CAPRISTAN, MARIA LOPEZ	5/30/2014	1,114.40	03
109219 WINTER, MARIE, ADM	5/30/2014	197.68	03
109220 GONZALES, MELISSA	6/5/2014	8,519.94	03
		-	03
		<u>18,274.95</u>	
990644 JOHN CASCONI	5/28/2014	1,105.97	04
		-	04
		<u>1,105.97</u>	
		-	09
		-	09
		-	

56215 CHLIC	4/30/2014	451,576.08	13
		-	13
		<u>451,576.08</u>	
56214 NJDWSC	5/14/2014	804,807.83	55
56216 MASS MUTUAL FINANCIAL GROUP	5/22/2014	951.72	55
56217 VALIC C/O CHASE BANK	5/22/2014	8,675.49	55
56219 VALIC C/O CHASE BANK	6/5/2014	8,575.49	55
56220 MASS MUTUAL FINANCIAL GROUP	6/5/2014	1,176.72	55
56221 LODI WATER DEPT	6/6/2014	225,436.50	55
56222 CITY OF PASSAIC - SEWER DIVISI	6/6/2014	481,725.63	55
56223 CITY OF GARFIELD	6/6/2014	276,363.41	55
56224 BOROUGH OF ELMWOOD PARK	6/6/2014	114,814.83	55
		-	55
		<u>1,922,527.62</u>	

PREPARED 6/10/2014, 22:28:14
 PROGRAM: GM348U
 PASSAIC VALLEY WATER COMMISSION
 BANK 00 North Fork A/P CURRENT FUND

ACCOUNTS PAYABLE PRELIMINARY CHECK REGISTER

PAGE 1
 DISBURSEMENT PERIOD 06/2014

CHECK NUMBER	VENDOR NUMBER	SEQ#	VENDOR NAME	CHECK DATE	CHECK AMOUNT	DISCOUNTS/RETAINAGE TAKEN
138748	1904	00	A & D IND & MARINE REPAIR CO.	06/18/2014	29,442.05	.00
138749	2733	00	ABB, INC.	06/18/2014	2,316.00	.00
138750	718	00	ACCU STANDARD	06/18/2014	415.64	.00
138751	4602	00	ACCUSPEC, INC.	06/18/2014	3,400.00	.00
138752	13	00	ACTION MOBILE LOCKSMITHS INC	06/18/2014	186.50	.00
138753	3881	00	HONEYWELL INTERNATIONAL- ADI	06/18/2014	77.99	.00
138754	17	00	ADVANCE FIRE PROOF DOOR SVC	06/18/2014	135.66	.00
138755	4588	00	ADVANCED UTILITY SYSTEMS	06/18/2014	21,475.00	.00
138756	2025	00	ADVANTECH CORPORATION	06/18/2014	4,634.71	.00
138757	221	00	AGILENT TECHNOLOGIES	06/18/2014	1,031.00	.00
138758	4	00	AGL WELDING SUPPLY CO INC	06/18/2014	642.90	.00
138759	4243	00	ALL JERSEY GARAGE DOOR, INC	06/18/2014	475.00	.00
138760	25	00	ALL SERVICE INC	06/18/2014	280.78	.00
138761	2860	00	AMERICAN HOSE & HYDRAULIC CO.	06/18/2014	95.70	.00
138762	4390	00	ANSERVE, INC.	06/18/2014	251.95	.00
138763	2154	00	APPLIED ANALYTICS INC	06/18/2014	2,091.70	.00
138764	4306	00	ASSOCIATED TECHNOLOGIES, INC.	06/18/2014	4,810.00	.00
138765	52	00	ATHENIA MASON SUPPLY COMPANY	06/18/2014	73.50	.00
138766	5	00	ANWA	06/18/2014	30.45	.00
138767	70	00	BEYER BROTHERS	06/18/2014	305.49	.00
138768	2275	00	BIRCH LUMBER COMPANY	06/18/2014	156.00	.00
138769	2298	00	BLACK & VEATCH CORPORATION	06/18/2014	85,532.55	.00
138770	4461	00	CAR CARE SOLUTIONS	06/18/2014	29.90	.00
138771	4251	00	CARTRIDGE WORLD	06/18/2014	235.98	.00
138772	95	00	CENTRAL ENGINEERING & SUPPLY	06/18/2014	386.63	.00
138773	1226	00	CHAS CONNOLLY DIST	06/18/2014	1,029.49	.00
138774	3426	00	CITY OF PATERSON	06/18/2014	98,050.00	.00
138775	3529	00	CLASSIC TOWING	06/18/2014	120.00	.00
138776	4437	00	CLEARY GIACOBBE ALFIERI JACOBS, LLC	06/18/2014	5,472.00	.00
138777	3541	00	CLIFFSIDE BODY CORP	06/18/2014	202.65	.00
138778	4514	00	CONTROL & POWER SYSTEMS, INC.	06/18/2014	13,782.50	.00
138779	121	00	COOPER ELECTRIC SUPPLY COMPANY	06/18/2014	313.37	.00
138780	2109	00	CRANE CHEVROLET GEO INC	06/18/2014	361.65	.00
138781	4194	00	DAMICO DELSARDO & MONTANARI, LLC	06/18/2014	5,792.00	.00
138782	454	00	DAVE STERN INC	06/18/2014	391.00	.00
138783	4542	00	DE COTIIS, FITZPATRICK & COLE, LLP	06/18/2014	2,447.75	.00
138784	2497	00	DIVITA BALANCE SERVICE CO LLC	06/18/2014	125.00	.00
138785	2931	00	LYNANN DRAGONE	06/18/2014	627.00	.00
138786	1652	00	DWYER CONNELL & LISBONA	06/18/2014	1,976.55	.00
138787	4385	00	ELECTRONIC OFFICE SYSEMS	06/18/2014	691.16	.00
138788	3818	00	ENVIRONMENTAL ENGINEERING & TECH.	06/18/2014	12,349.14	.00
138789	2712	00	ENVIRONMENTAL ENTERPRISES INC	06/18/2014	5,037.07	.00
138790	1929	00	EUROFINS EATON ANALYTICAL, INC.	06/18/2014	4,975.00	.00
138791	168	00	FELDMAN BROTHERS SUPPLY CO	06/18/2014	30.78	.00
138792	3676	00	FERRAIOLI, WIELKOTZ, CERULLO & CUVA	06/18/2014	14,750.00	.00
138793	169	00	FETTE FORD INC	06/18/2014	187.87	.00
138794	1790	00	FIN-TEK CORPORATION	06/18/2014	2,928.94	.00
138795	3824	00	FIN-TEK CORPORATION	06/18/2014	312.50	.00
138796	174	00	FISHER SCIENTIFIC INC	06/18/2014	1,410.25	.00
138797	3367	00	FISHER SCIENTIFIC, LLC	06/18/2014	4,563.74	.00
138798	1489	00	FRANKLIN SERVICE, LLC	06/18/2014	200.00	.00

PREPARED 6/10/2014, 22:28:14
 PROGRAM: GM348U
 PASSAIC VALLEY WATER COMMISSION
 BANK 00 North Fork A/P CURRENT FUND

ACCOUNTS PAYABLE PRELIMINARY CHECK REGISTER

PAGE 2
 DISBURSEMENT PERIOD 06/2014

CHECK NUMBER	VENDOR NUMBER	SEQ#	VENDOR NAME	CHECK DATE	CHECK AMOUNT	DISCOUNTS/RETAINAGE TAKEN
138799	4531	00	G & C AUTO BODY	06/18/2014	738.90	
138800	3296	00	GAETA RECYCLING COMPANY	06/18/2014	434.70	.00
138801	4134	00	GAMS AUTO SERVICE, INC	06/18/2014	1,529.55	.00
138802	3968	00	GARDEN STATE LABS	06/18/2014	350.00	.00
138803	209	00	GLI INTERNATIONAL - HACH COMPANY	06/18/2014	980.79	.00
138804	4504	00	GOODYEAR TIRE & RUBBER COMPANY	06/18/2014	306.44	.00
138805	2499	00	GREEN SKY INDUSTRIES, INC	06/18/2014	326.50	.00
138806	2360	00	GUARANTEED REBUILDERS INC	06/18/2014	135.00	.00
138807	4026	00	HACH COMPANY	06/18/2014	2,128.52	.00
138808	211	00	HALEDON AUTO PARTS INC	06/18/2014	VOID	
138809	211	00	HALEDON AUTO PARTS INC	06/18/2014	12,859.35	.00
138810	4029	00	HD SUPPLY WATERWORKS, LTD	06/18/2014	1,044.00	.00
138811	3222	00	HOWARD J. WOODS, JR. & ASSOCIATES	06/18/2014	2,325.00	.00
138812	2539	00	IDEXX LABORATORIES, INC.	06/18/2014	6,024.00	.00
138813	4398	00	INTEGRATED MICRO SYSTEMS, INC.	06/18/2014	11,093.75	.00
138814	3264	00	JAMES F. FINE, ESQ.	06/18/2014	6,818.09	.00
138815	2257	00	JERSEY ELEVATOR COMPANY INC	06/18/2014	266.88	.00
138816	4070	00	JOEL TANIS & SONS, INC.	06/18/2014	2,250.06	.00
138817	4068	00	JOHNSON & JOHNSON, ESQS	06/18/2014	280.00	.00
138818	3249	00	KREHEL AUTOMOTIVE REPAIR, INC.	06/18/2014	2,183.89	.00
138819	2659	00	LOUIS R SLABY ENGINEERING	06/18/2014	1,080.00	.00
138820	4202	00	M & T INVESTMENT GROUP	06/18/2014	5,000.00	.00
138821	3044	00	MARESCA LUMBER & BUILDING MATERIALS	06/18/2014	350.23	.00
138822	3569	00	MATRIX IMAGING, INC.	06/18/2014	24,312.05	.00
138823	3799	00	MICRO ELECTRONICS, LLC	06/18/2014	322.88	.00
138824	4524	00	MOLENARO DESIGNS	06/18/2014	80.00	.00
138825	312	00	MOORE MEDICAL CORPORATION	06/18/2014	470.30	.00
138826	4414	00	NEC CORPORATION OF AMERICA	06/18/2014	8,200.00	.00
138827	3014	00	NEPTUNE TECHNOLOGY GROUP, INC.	06/18/2014	6,350.00	.00
138828	3198	00	NJ WATER ENVIRONMENT ASS'N	06/18/2014	444.00	.00
138829	3054	00	NORTH JERSEY MEDIA GROUP	06/18/2014	VOID	
138830	3054	00	NORTH JERSEY MEDIA GROUP	06/18/2014	VOID	
138831	3054	00	NORTH JERSEY MEDIA GROUP	06/18/2014	VOID	
138832	3054	00	NORTH JERSEY MEDIA GROUP	06/18/2014	VOID	
138833	3054	00	NORTH JERSEY MEDIA GROUP	06/18/2014	VOID	
138834	3054	00	NORTH JERSEY MEDIA GROUP	06/18/2014	VOID	
138835	3054	00	NORTH JERSEY MEDIA GROUP	06/18/2014	VOID	
138836	3054	00	NORTH JERSEY MEDIA GROUP	06/18/2014	VOID	
138837	3686	00	NORTHERN SAFETY CO. INC	06/18/2014	6,674.16	.00
138838	3686	00	NORTHERN SAFETY CO. INC	06/18/2014	VOID	
138839	3324	00	NW FINANCIAL GROUP, LLC	06/18/2014	8,092.79	.00
138840	1423	00	NY SUSQUEHANNA & WESTERN RAILWAY	06/18/2014	6,825.00	.00
138841	1354	00	OLYMPIC GLOVE & SAFETY COMPANY	06/18/2014	330.58	.00
138842	4184	00	ONE CALL CONCEPTS, INC.	06/18/2014	7,625.00	.00
138843	2084	00	P & A AUTO PARTS	06/18/2014	1,929.32	.00
138844	3625	00	PAPAROZZI ASSOCIATES, INC.	06/18/2014	913.63	.00
138845	2788	00	PASHMAN STEIN	06/18/2014	937.50	.00
138846	4141	00	PAYCHEX	06/18/2014	464.17	.00
138847	1814	00	PERKIN ELMER HEALTH SCIENCES, INC.	06/18/2014	1,740.18	.00
138848	4192	00	PIRO ZINNA CIFELLI PARIS GENITEMPO	06/18/2014	1,140.00	.00
138849	4344	00	RE-TRON TECHNOLOGIES, INC.	06/18/2014	3,441.60	.00
					94.85	.00

PREPARED 6/10/2014, 22:28:14
 PROGRAM: GM348U
 PASSAIC VALLEY WATER COMMISSION
 BANK 00 North Fork A/P CURRENT FUND

ACCOUNTS PAYABLE PRELIMINARY CHECK REGISTER

PAGE 3
 DISBURSEMENT PERIOD 06/2014

CHECK NUMBER	VENDOR NUMBER	SEQ#	VENDOR NAME	CHECK DATE	CHECK AMOUNT	DISCOUNTS/RETAINAGE TAKEN
138850	3389	00	POWERS SERVICE COMPANY, INC.	06/18/2014	1,146.64	.00
138851	3220	00	QC LABORATORIES/PA166	06/18/2014	VOID	.00
138852	3220	00	QC LABORATORIES/PA166	06/18/2014	589.00	.00
138853	4189	00	REMINGTON, VERNICK & ARANGO ENGRS	06/18/2014	1,505.82	.00
138854	397	00	REPAIR WELDING LLC	06/18/2014	5,450.00	.00
138855	4516	00	RIBBONS EXPRESS, INC	06/18/2014	115.95	.00
138856	4225	00	RICCIARDI BROTHERS OF PATERSON CORP	06/18/2014	228.19	.00
138857	4103	00	ROUTE 46 CHRYSLER JEEP DODGE	06/18/2014	239.75	.00
138858	1294	00	SANDY HILL BUILDING SUPPLY CO.	06/18/2014	599.77	.00
138859	4429	00	JOSEPH F. SCANCARELLA	06/18/2014	480.00	.00
138860	4357	00	SHARP ELECTRONICS CORPORATION	06/18/2014	168.07	.00
138861	3728	00	SIEMENS WATER TECHNOLOGIES, LLC	06/18/2014	1,246.27	.00
138862	2839	00	SILLS CUMMIS RADIN TISCHMAN	06/18/2014	500.00	.00
138863	3532	00	SPECTRASERV, INC.	06/18/2014	128,343.12	.00
138864	2092	00	STANDARD SPRINGS, INC.	06/18/2014	412.00	.00
138865	2124	00	STANDARD TILE SUPPLY	06/18/2014	103.72	.00
138866	3327	00	STAPLES BUSINESS ADVANTAGE	06/18/2014	VOID	.00
138867	3327	00	STAPLES BUSINESS ADVANTAGE	06/18/2014	VOID	.00
138868	3327	00	STAPLES BUSINESS ADVANTAGE	06/18/2014	VOID	.00
138869	3327	00	STAPLES BUSINESS ADVANTAGE	06/18/2014	VOID	.00
138870	3327	00	STAPLES BUSINESS ADVANTAGE	06/18/2014	VOID	.00
138871	3327	00	STAPLES BUSINESS ADVANTAGE	06/18/2014	16,616.95	.00
138872	452	00	STEELEFAB	06/18/2014	93.16	.00
138873	455	00	STONE INDUSTRIES INC	06/18/2014	22,019.67	.00
138874	991	00	STRAFFORD PUBLICATIONS, INC.	06/18/2014	531.50	.00
138875	2748	00	SUNGARD PUBLIC SECTOR USERS' GROUP	06/18/2014	820.00	.00
138876	2674	00	SUNGARD PUBLIC SECTOR, INC.	06/18/2014	800.00	.00
138877	4309	00	SUPERIOR SERVICES, LLC	06/18/2014	6,918.75	.00
138878	4565	00	T & R AUTOMOTIVE DIST	06/18/2014	1,849.19	.00
138879	1963	00	THOMAS SCIENTIFIC	06/18/2014	1,255.80	.00
138880	2718	00	THOMSON REUTERS - WEST	06/18/2014	2,189.52	.00
138881	1351	00	TILCON NEW YORK, INC.	06/18/2014	VOID	.00
138882	1351	00	TILCON NEW YORK, INC.	06/18/2014	16,875.00	.00
138883	4439	00	TNEMEC COMPANY	06/18/2014	306.00	.00
138884	2248	00	TRICO EQUIPMENT SERVICES LLC	06/18/2014	4,590.46	.00
138885	4510	00	U.S. SECURITY ASSOCIATES, INC.	06/18/2014	38,619.66	.00
138886	3246	00	UNITED FEDERATED SYSTEMS	06/18/2014	1,668.20	.00
138887	489	00	VWR SCIENTIFIC, INC.	06/18/2014	47.75	.00
138888	201	00	W W GRAINGER INC	06/18/2014	413.23	.00
138889	1206	00	WALLINGTON PLUMBING SUPPLY, INC.	06/18/2014	438.39	.00
138890	3439	00	WATERS, MC PHERSON, MC NEILL	06/18/2014	2,858.48	.00
138891	3012	00	WAYNE WHOLESALE FERTILIZER COMPANY	06/18/2014	1,030.00	.00
138892	3998	00	WEBER DOWD LAW	06/18/2014	14,873.83	.00
138893	4402	00	WESTIN ENGINEERING, INC.	06/18/2014	88,618.54	.00
138894	3436	00	YORK MOTORS, INC.	06/18/2014	657.00	.00
138895	759	00	ZEE MEDICAL SERVICE	06/18/2014	1,002.25	.00
NUMBER OF CHECKS				148	GRAND TOTAL	841,755.78

RECOMMENDATIONS FROM EXECUTIVE CONFERENCE

GOOD AND WELFARE

ADJOURNMENT